



CPAC

Oklahoma Statewide Survey, January 12-15 2026
n=500 Registered Voters
MoE +/-4.4%, 70% SMS / 30% live caller,



CPAC



Key Findings

Broad bipartisan support for criminal justice reform

- Nearly three-quarters of Oklahoma voters support criminal justice reform, including strong majorities overall and among Republicans.
 - *(73% support; only 8% oppose)*
- Supporting reform is a **high-reward, low-risk** political position: voters across parties are far more likely to support a candidate who backs reform than oppose them.
 - *(61% more likely vs. 8% less likely)*

Past voter-approved reforms remain very popular

- Voters continue to strongly support prior reforms, including State Questions 780 and 78.
 - *(SQ 780: 73% support; SQ 781: 76% support)*
- Voters clearly distinguish addiction-driven and low-level offenses from serious crime and are comfortable reserving prison for more serious threats to public safety.
 - *(Strong support for treatment/diversion and reduced incarceration)*

Strong public support for additional, safety-focused reforms

- Large majorities support investing more in treatment and diversion and using savings to reduce reoffending and improve outcomes.
 - *(81% favor more treatment/diversion; 66% say reducing incarceration is important)*
- Voters strongly support specific reforms under consideration this session, including:
 - Prosecutor-initiated resentencing *(76% support)*
 - Smarter parole and earned-release policies *(73% support; 80% support earned time)*
 - Expanding Clean Slate eligibility for people who remain crime-free *(87% support Clean Slate law; 80% support expansion)*
- Eliminating excessive court fees that make reentry harder and increase repeat offending *(77% support)*

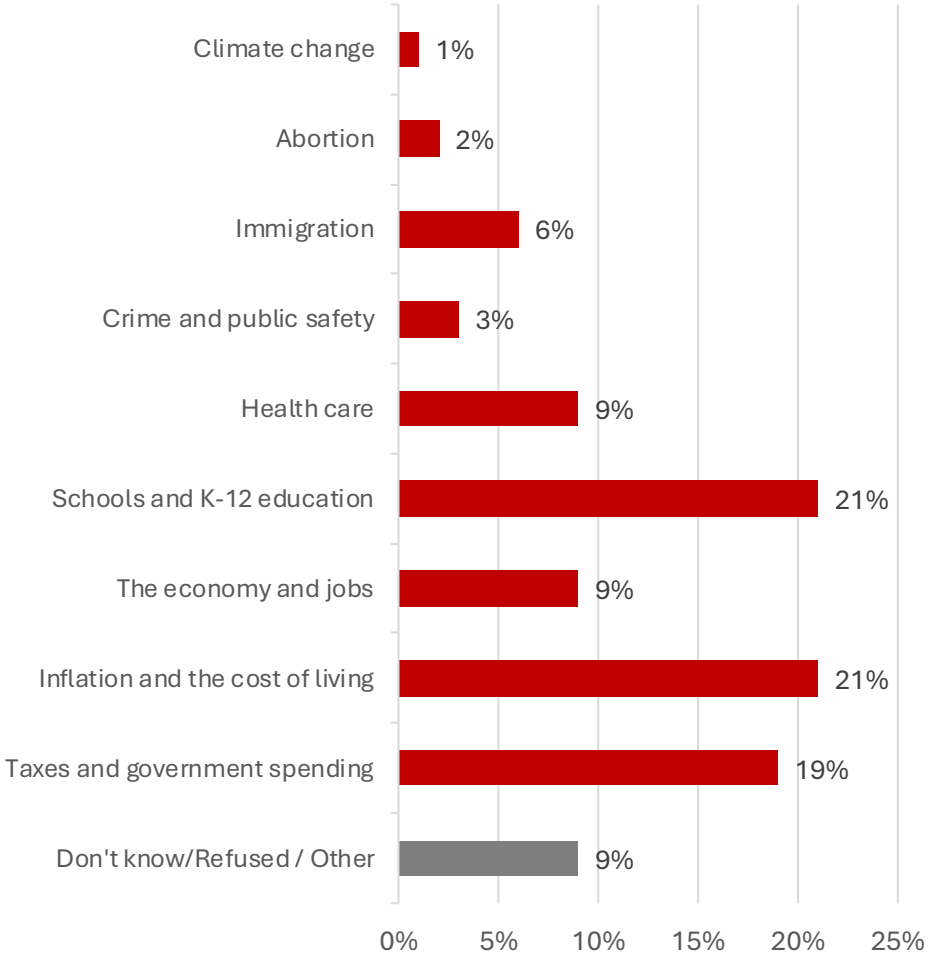
Voters want a system that is tough, fair, and outcome-focused

- Crime and public safety matter, but voters are **not in a panic environment**.
 - *(Only 3% name crime/public safety as a top issue ; 92% feel safe)*
- Voters prioritize accountability and public safety **alongside** rehabilitation, treatment, and second chances when those approaches make communities safer.
 - *(Consistent majorities favor fairness, treatment, and effectiveness over purely punitive approaches)*



POLITICAL LANDSCAPE

Most Important Issue



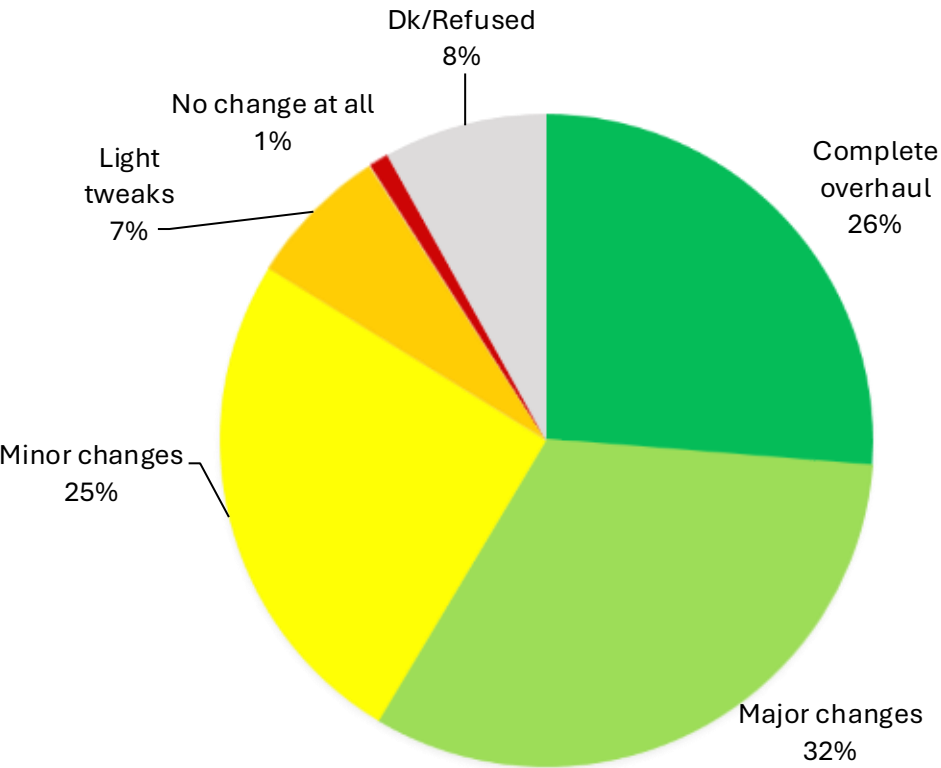
Demos		Q12. Most Important Issue in 2026 Election								
		Taxes + Spending	Inflation	Economy and jobs	Education	Healthcare	Crime	Immigration	Abortion	Climate Change
Total	Total	19%	21%	9%	21%	9%	3%	6%	2%	1%
Party	Democratic	4%	26%	5%	26%	17%	1%	5%	3%	3%
	Independent	13%	20%	10%	29%	9%	2%	3%	1%	1%
	Republican	31%	17%	11%	15%	3%	6%	8%	2%	0%
Gender	Male	24%	17%	10%	18%	8%	4%	6%	2%	1%
	Female	14%	24%	8%	23%	10%	2%	6%	2%	1%
Education	Non college	21%	25%	7%	14%	10%	1%	8%	3%	0%
	College	17%	18%	11%	26%	9%	5%	4%	2%	2%
Age	<55	15%	22%	8%	27%	7%	3%	5%	1%	2%
	55+	24%	20%	11%	12%	13%	4%	6%	4%	0%
CD	1	15%	21%	6%	27%	10%	1%	7%	3%	1%
	2	19%	25%	16%	12%	11%	2%	5%	1%	0%
	3	24%	24%	2%	21%	7%	5%	6%	4%	0%
	4	16%	22%	10%	17%	10%	4%	6%	2%	1%
	5	20%	16%	10%	24%	10%	5%	4%	1%	3%



CRIMINAL JUSTICE REFORM LANDSCAPE

Q13. Changing the criminal justice system

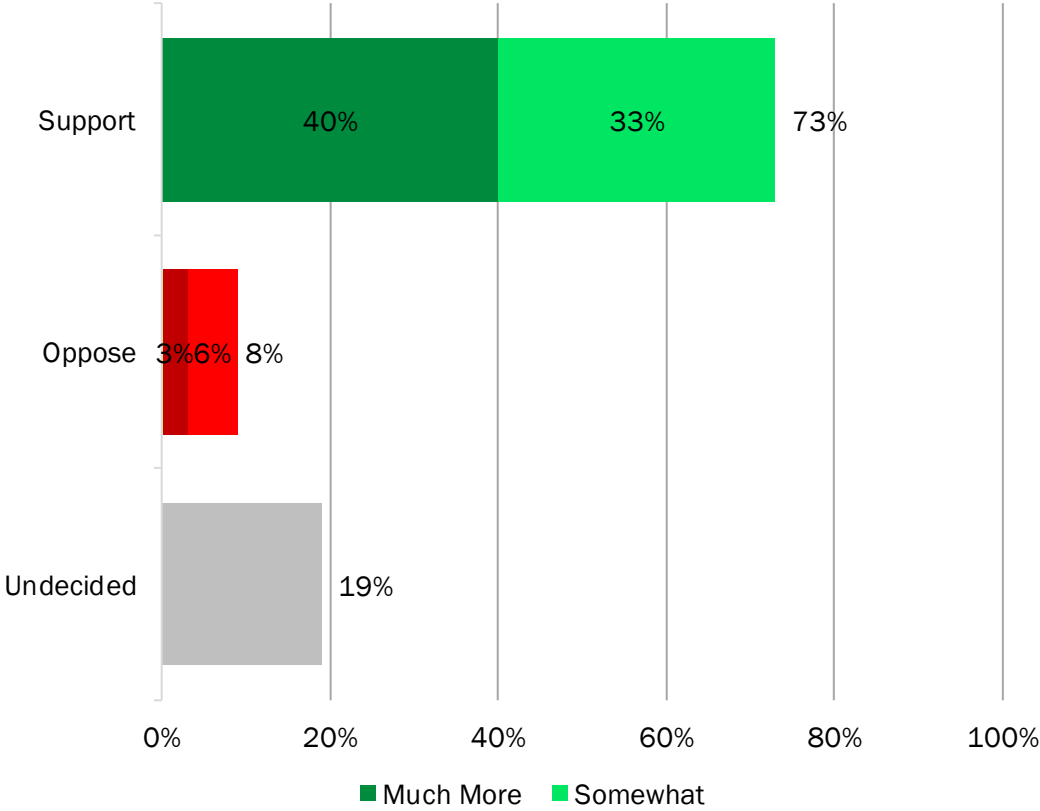
Q13. When thinking about the criminal justice system in Oklahoma, which includes the police, courts, probation, parole, jails and prisons, generally speaking, do you think the system needs a complete overhaul, major changes, minor changes, just slight tweaks, or no change at all?



Demos		Q13. Criminal Justice System Changes Needed			
		Overhaul	Major changes	Minor changes	Slight tweaks
Total	Total	26%	32%	25%	7%
Party	Democratic	39%	36%	16%	4%
	Independent	33%	38%	19%	3%
	Republican	15%	26%	36%	11%
Gender	Male	22%	32%	28%	10%
	Female	30%	31%	23%	5%
Education	Non college	30%	33%	21%	6%
	College	23%	31%	30%	8%
Age	<55	33%	35%	21%	6%
	55+	16%	28%	32%	10%
CD	1	29%	33%	22%	6%
	2	13%	45%	24%	5%
	3	33%	22%	26%	10%
	4	26%	29%	24%	8%
	5	29%	29%	30%	8%

Q14. Criminal justice reform

Q14. Would you say you support or oppose criminal justice reform in Oklahoma?



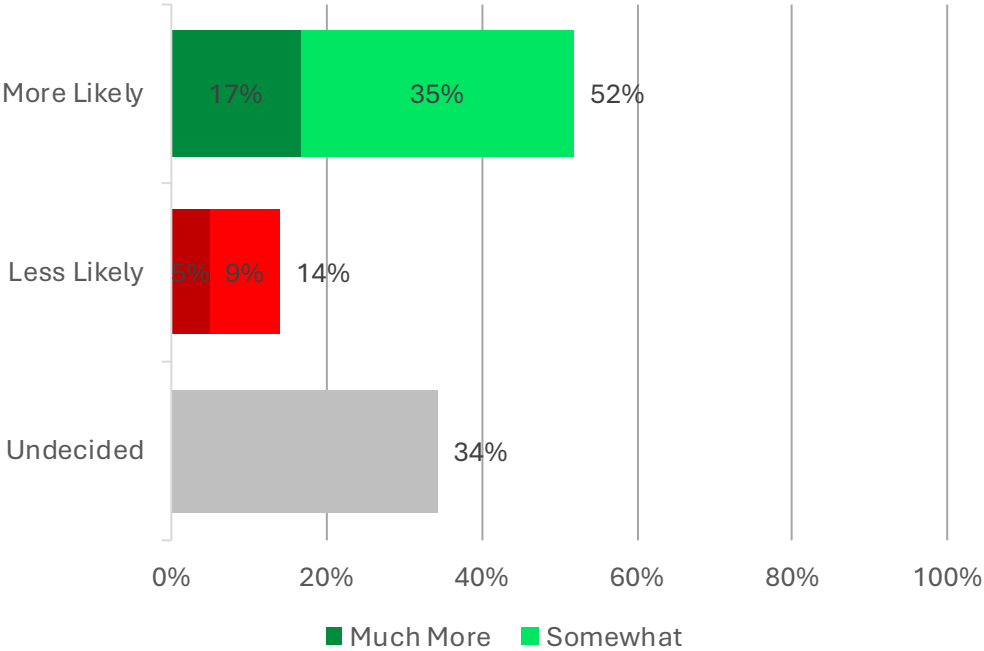
Demos		Q14. Support Criminal Justice Reform						
		TOTAL			SUPPORT		OPPOSE	
		SUPPORT	OPPOSE	UND.	SOMEWHAT	STRONGLY	SOMEWHAT	STRONGLY
Total	Total	73%	8%	19%	40%	33%	3%	6%
Party	Democratic	88%	5%	8%	62%	26%	3%	1%
	Independent	77%	5%	17%	45%	32%	2%	3%
	Republican	64%	12%	24%	25%	39%	3%	9%
Gender	Male	69%	13%	18%	38%	31%	4%	9%
	Female	77%	4%	20%	43%	34%	1%	2%
Education	Non college	73%	8%	19%	39%	34%	2%	6%
	College	74%	9%	18%	42%	32%	3%	5%
Age	<55	78%	8%	14%	48%	31%	3%	5%
	55+	66%	8%	26%	30%	37%	1%	6%
CD	1	79%	7%	14%	43%	36%	3%	4%
	2	72%	7%	21%	36%	36%	0%	7%
	3	63%	12%	25%	27%	36%	8%	4%
	4	72%	9%	19%	45%	27%	1%	8%
	5	75%	7%	18%	45%	30%	1%	6%



CANDIDATES ON CRIMINAL JUSTICE REFORM

Q15. A criminal justice reform candidate

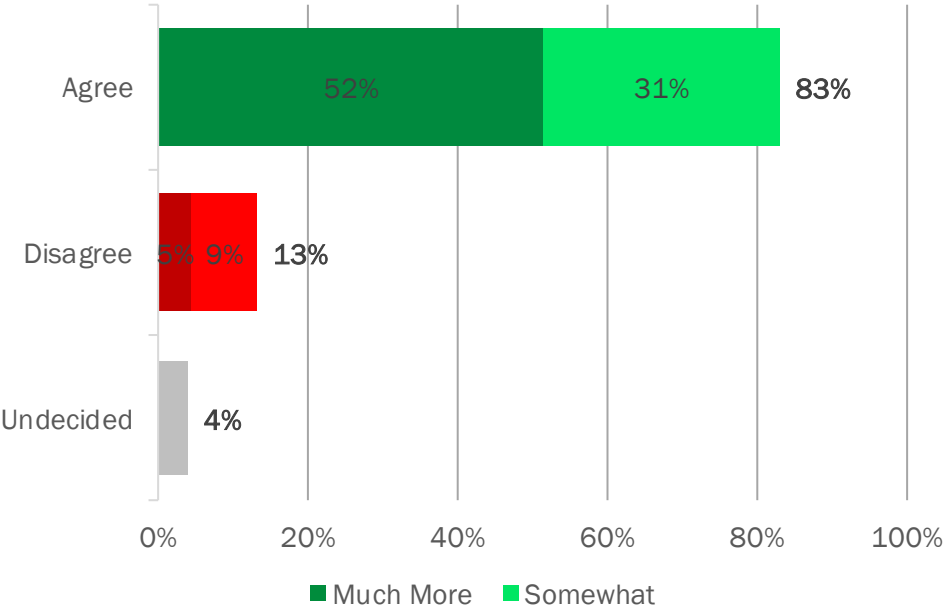
Q15. If a candidate for elected office such as governor or a state legislator supported criminal justice reform, would you be more likely or less likely to vote for that candidate?



Demos		Q15. Likelihood to Vote for Reform Candidate						
		TOTAL			MORE		LESS	
		MORE	LESS	UND.	SOMEWHAT	MUCH MORE	SOMEWHAT	MUCH MORE
Total	Total	61%	8%	30%	20%	41%	3%	6%
Party	Democratic	76%	4%	20%	27%	49%	3%	1%
	Independent	64%	4%	33%	18%	45%	1%	3%
	Republican	52%	14%	34%	17%	35%	1%	3%
Gender	Male	59%	14%	26%	22%	37%	5%	9%
	Female	63%	3%	34%	18%	45%	1%	2%
Education	Non college	62%	8%	30%	20%	42%	3%	5%
	College	62%	9%	29%	21%	41%	3%	6%
Age	<55	67%	7%	26%	21%	45%	3%	4%
	55+	55%	10%	36%	19%	36%	2%	8%
CD	1	63%	10%	28%	20%	43%	5%	5%
	2	54%	8%	39%	15%	38%	2%	6%
	3	58%	7%	36%	14%	43%	3%	4%
	4	63%	9%	28%	28%	35%	2%	7%
	5	66%	8%	26%	20%	46%	2%	6%

Q16. Stitt on criminal justice

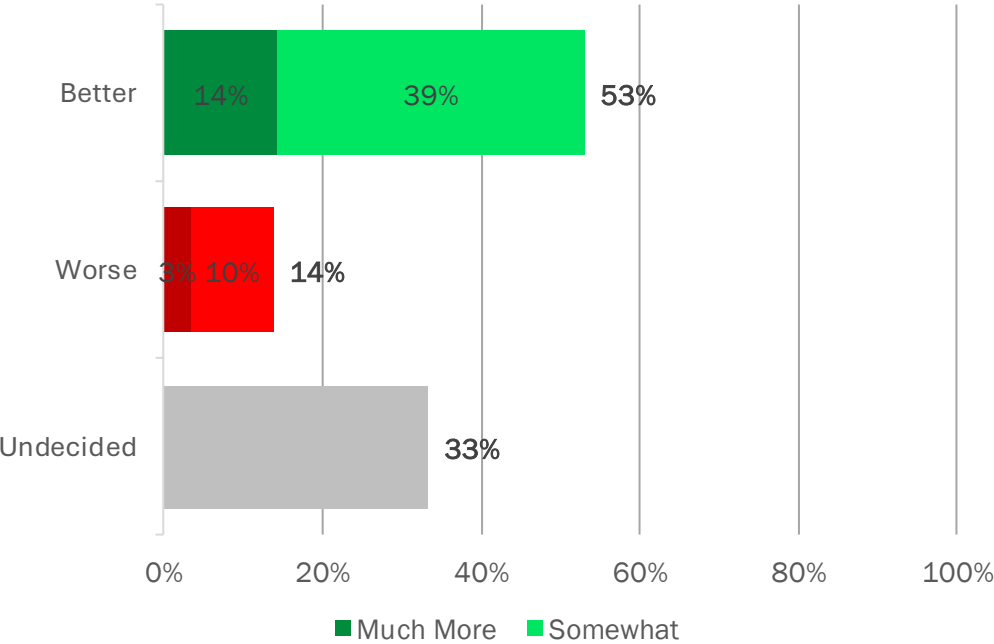
Q16. “Oklahoma is a law-and-order state. We support our law enforcement. We punish criminals. We protect our citizens. I want to put criminals on notice: you are not welcome here and you will serve time. We believe in fair sentences, and we believe in second chances. We’ve worked hard here to make sure we are prosecuting crimes and rehabilitating those with substance abuse and mental health struggles, and we are focusing on eliminating barriers for those who have served their time.”



Demos		Q16. Agree With Governor Stitt Quote						
		TOTAL			MORE		LESS	
		AGREE	DISAGREE	UND.	SOMEWHAT	STRONGLY	SOMEWHAT	STRONGLY
Total	Total	63%	31%	7%	30%	33%	15%	16%
Party	Democratic	33%	59%	8%	6%	27%	30%	29%
	Independent	59%	31%	10%	17%	42%	14%	17%
	Republican	83%	13%	4%	52%	31%	5%	9%
Gender	Male	67%	28%	5%	34%	33%	14%	14%
	Female	59%	33%	8%	26%	33%	16%	17%
Education	Non college	65%	30%	5%	33%	32%	12%	17%
	College	60%	32%	8%	27%	34%	17%	15%
Age	<55	56%	37%	6%	25%	31%	18%	19%
	55+	74%	20%	6%	38%	36%	9%	11%
CD	1	50%	42%	8%	22%	28%	17%	25%
	2	66%	22%	12%	36%	31%	10%	12%
	3	74%	24%	3%	41%	32%	13%	11%
	4	66%	29%	5%	23%	43%	15%	13%
	5	62%	32%	6%	31%	32%	17%	15%

Q17A. Gov. Stitt's reform efforts

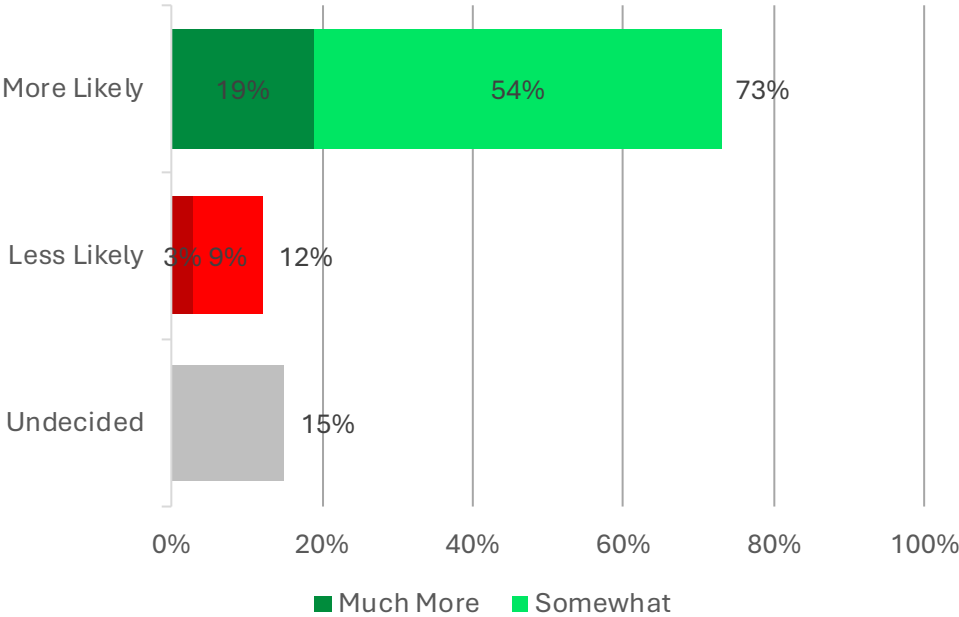
Q17A. Governor Kevin Stitt has been recognized nationally as a leader in prioritizing accountability and redemption in Oklahoma's criminal justice system. Do you believe those efforts have made things in Oklahoma better or worse?



Demos		Q17A Stitt better worse "leader in prioritizing accountability and redemption in"						
		TOTAL			MORE		LESS	
		BETTER	WORSE	UND.	MUCH BETTER	SOMEWHAT	MUCH WORSE	SOMEWHAT
Total	Total	37%	31%	32%	8%	29%	18%	13%
Party	Democratic	13%	60%	27%	1%	12%	38%	22%
	Independent	33%	32%	36%	6%	27%	23%	9%
	Republican	53%	14%	33%	14%	39%	3%	10%
Gender	Male	42%	28%	30%	9%	32%	15%	13%
	Female	31%	35%	34%	6%	24%	22%	13%
Education	Non college	42%	26%	32%	11%	31%	15%	10%
	College	32%	36%	32%	6%	26%	21%	15%
Age	<55	28%	40%	32%	6%	23%	23%	16%
	55+	52%	17%	31%	11%	41%	9%	8%
CD	1	44%	34%	22%	9%	35%	19%	15%
	2	23%	24%	54%	4%	19%	7%	17%
	3	38%	29%	33%	10%	28%	21%	8%
	4	39%	37%	24%	7%	32%	25%	12%
	5	36%	30%	34%	9%	28%	17%	13%

Q18. Candidate alignment with Stitt

Q18. If a candidate for elected office such as governor or a state legislator shared Governor Stitt’s vision on public safety, would you be more likely or less likely to vote for that candidate?



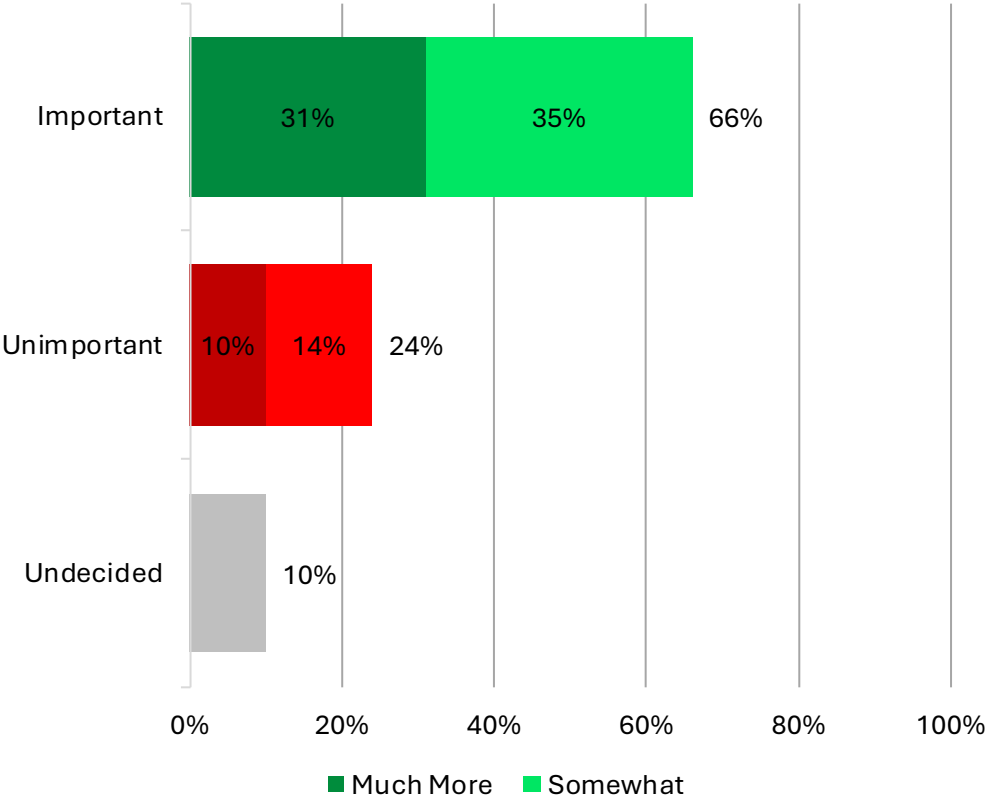
Demos		Q18. Likelihood to Vote for Stitt Vision						
		TOTAL			MORE		LESS	
		MORE	LESS	UND.	MUCH MORE	SOMEWHAT	MUCH LESS	SOMEWHAT
Total	Total	47%	32%	21%	11%	36%	17%	15%
Party	Democratic	19%	56%	25%	3%	17%	36%	20%
	Independent	32%	39%	29%	6%	25%	20%	19%
	Republican	73%	12%	15%	19%	54%	3%	9%
Gender	Male	52%	29%	19%	15%	37%	16%	14%
	Female	43%	34%	23%	8%	35%	18%	15%
Education	Non college	51%	29%	20%	14%	37%	15%	14%
	College	44%	34%	22%	9%	36%	18%	16%
Age	<55	37%	41%	22%	8%	29%	23%	18%
	55+	64%	17%	19%	16%	48%	7%	10%
CD	1	42%	36%	22%	12%	30%	18%	18%
	2	56%	21%	23%	12%	44%	15%	7%
	3	46%	33%	21%	8%	38%	20%	13%
	4	45%	42%	13%	13%	33%	22%	21%
	5	48%	26%	26%	10%	39%	13%	13%



REDUCING INCARCERATION

Q19. Reducing incarceration

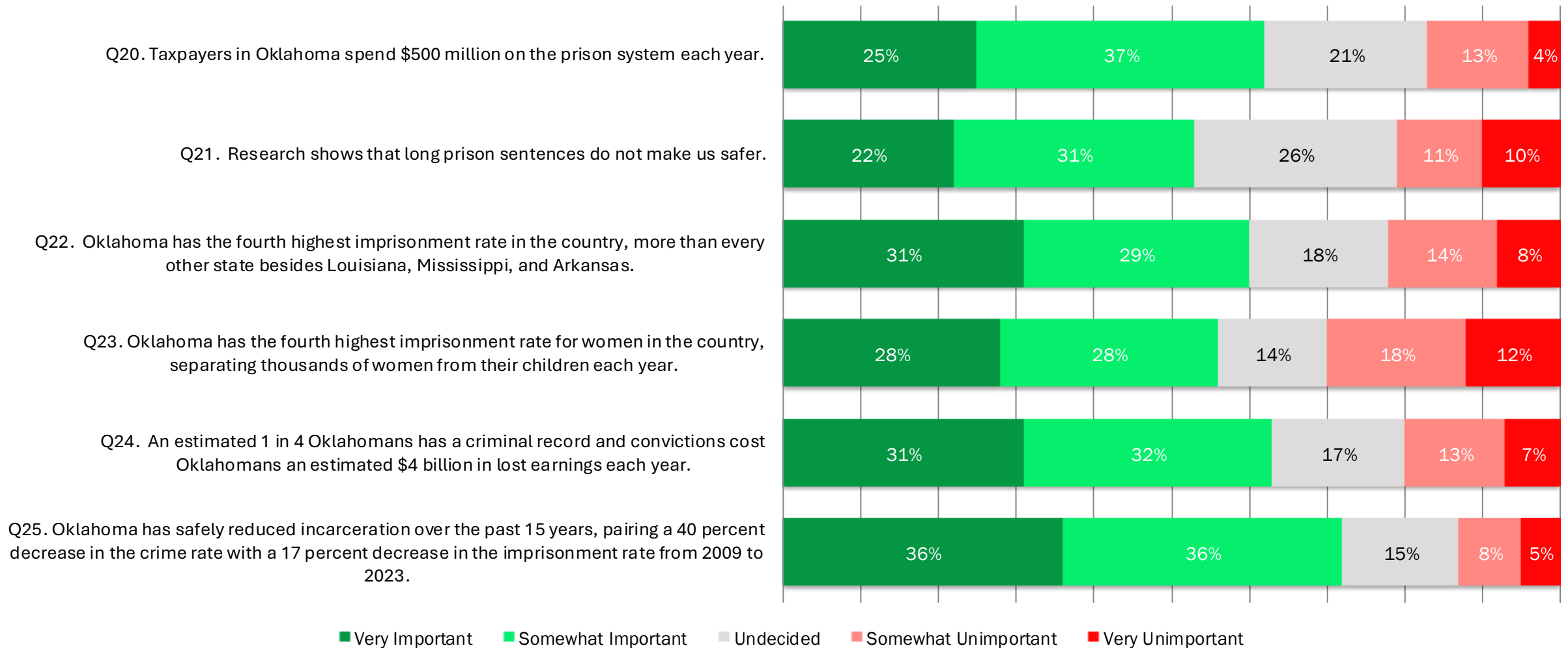
Q19. In your opinion, how important is it to reduce the jail and prison population in Oklahoma? Would you say it is important or unimportant?



Demos		Q19. Importance of Reducing Jail/Prison						
		TOTAL			IMPORTANT		UNIMPORTANT	
		IMPORTANT	UNIMPORTA NT	UND.	SOMEWHAT	VERY	SOMEWHAT	VERY
Total	Total	66%	24%	10%	31%	35%	10%	14%
Party	Democratic	88%	7%	5%	54%	34%	3%	4%
	Independent	72%	20%	8%	40%	32%	7%	13%
	Republican	52%	35%	13%	13%	38%	16%	20%
Gender	Male	58%	32%	11%	31%	27%	13%	19%
	Female	74%	17%	9%	31%	43%	7%	10%
Education	Non college	66%	22%	12%	30%	36%	11%	12%
	College	67%	25%	8%	33%	34%	9%	16%
Age	<55	73%	20%	7%	37%	36%	9%	11%
	55+	57%	28%	15%	23%	35%	10%	18%
CD	1	67%	23%	10%	35%	32%	8%	16%
	2	59%	31%	11%	19%	40%	9%	22%
	3	61%	25%	14%	25%	36%	14%	11%
	4	66%	21%	13%	34%	32%	10%	11%
	5	74%	21%	6%	37%	36%	9%	12%



Q20-25. Reasons to reduce jail and prison population (GOP)

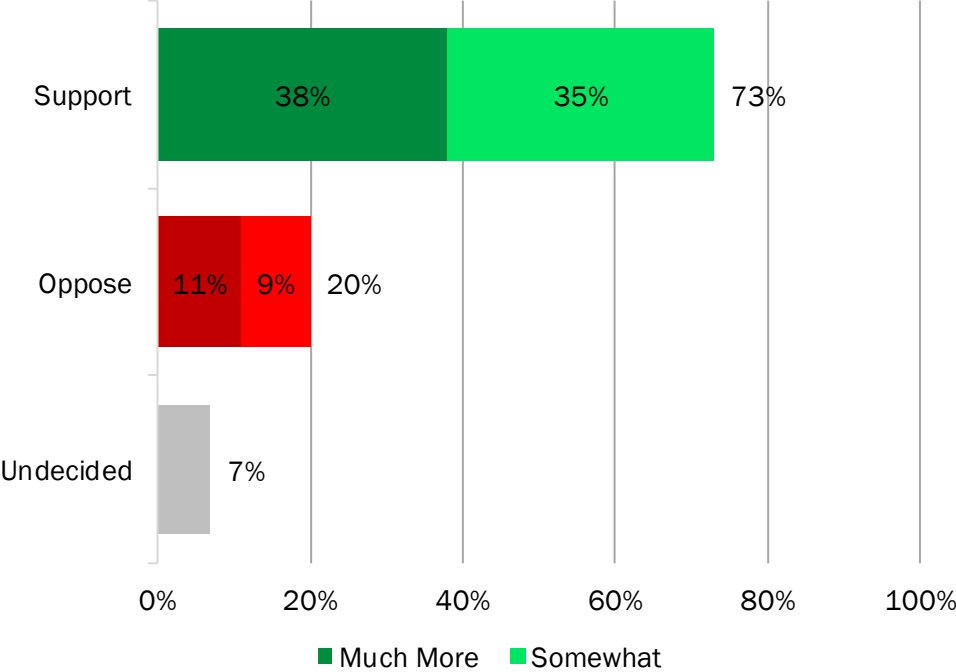




BUILDING ON THE SUCCESS OF PAST LEGISLATION

Q26. State Question 780

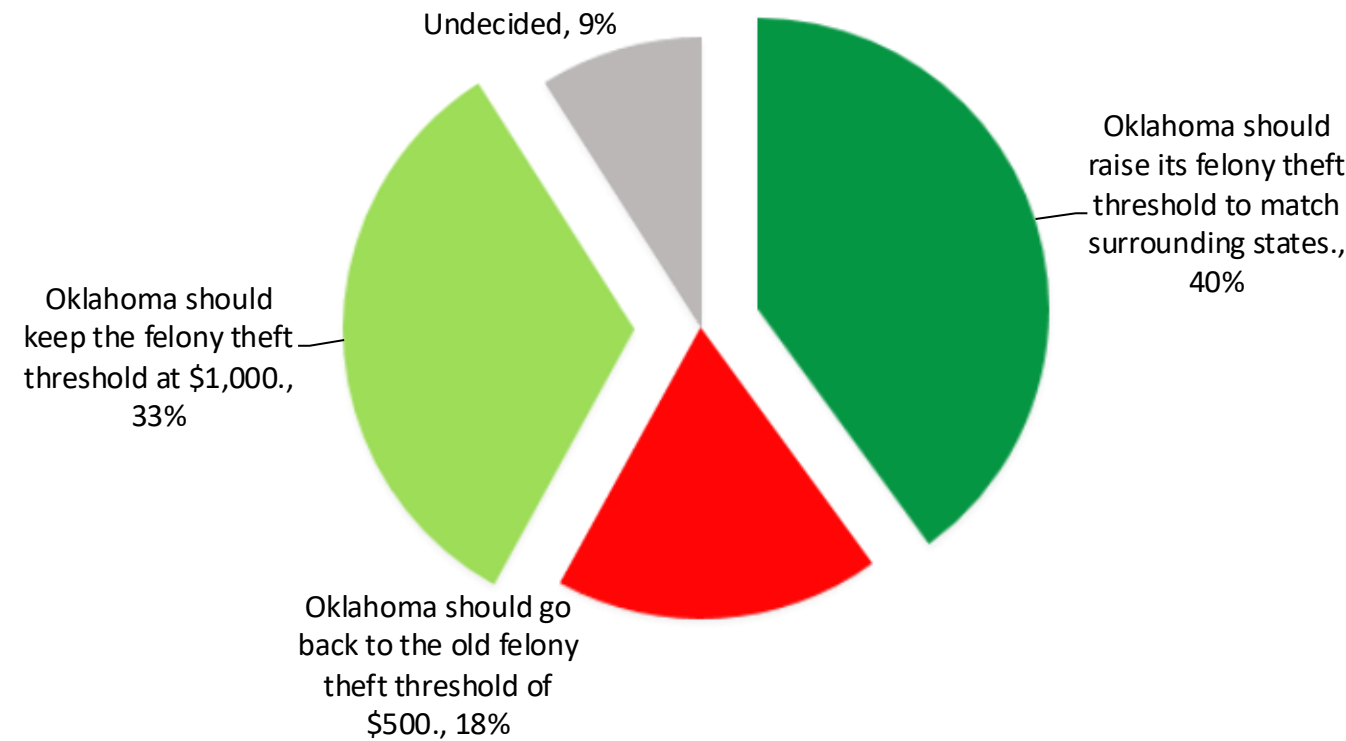
Q26. In 2016, Oklahoma voters approved State Question 780 which reclassified simple drug possession for personal use from a felony to a misdemeanor and raised the amount of stolen goods that require a felony sentence (the felony theft threshold) from \$500 to \$1,000, making those offenses eligible for a sentence of up to one year in jail but removing the possibility of longer prison time. Now that this has been law for a few years. Would you say you support or oppose the measure?



Demos		Q26. Support State Question 780						
		TOTAL			SUPPORT		OPPOSE	
		SUPPORT	OPPOSE	UND.	STRONGLY	SOMEWHAT	STRONGLY	SOMEWHAT
Total	Total	73%	20%	7%	38%	35%	11%	9%
Party	Democratic	88%	8%	4%	53%	34%	4%	3%
	Independent	82%	9%	8%	48%	34%	4%	5%
	Republican	61%	34%	5%	24%	37%	18%	15%
Gender	Male	65%	28%	7%	38%	28%	17%	11%
	Female	80%	12%	7%	38%	42%	5%	7%
Education	Non college	71%	22%	8%	36%	35%	11%	11%
	College	76%	18%	5%	40%	36%	11%	8%
Age	<55	74%	20%	6%	41%	32%	11%	10%
	55+	74%	19%	7%	33%	41%	10%	9%
CD	1	79%	18%	3%	40%	39%	7%	11%
	2	64%	25%	10%	30%	35%	14%	11%
	3	81%	12%	7%	38%	43%	4%	8%
	4	68%	22%	11%	34%	34%	17%	4%
	5	74%	21%	6%	44%	30%	10%	10%

Q27. Felony threshold

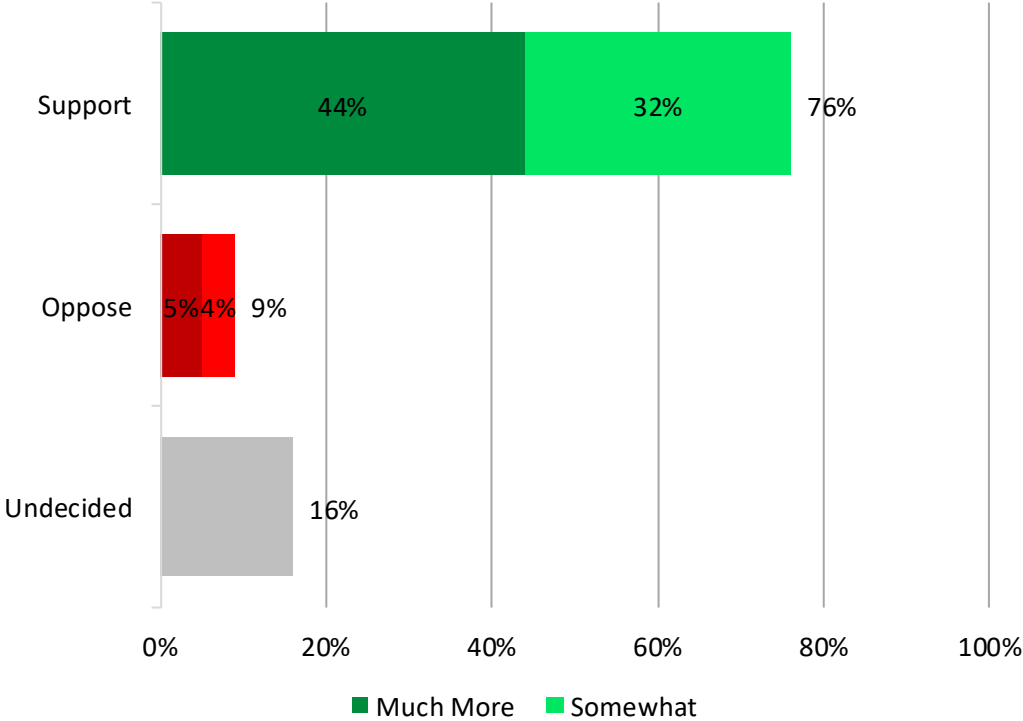
Q27. Now, if you knew that many states have higher felony theft thresholds, for example the threshold is \$2,500 in Texas, and that many of Oklahoma’s tribes also have thresholds higher than \$1,000, which of the following would come closest to your opinion?



Demos		Q27. Opinion on Felony Theft Threshold			
		Raise	Old	Keep	UND
Total	Total	40%	18%	33%	9%
Party	Democratic	61%	8%	22%	10%
	Independent	48%	12%	32%	8%
	Republican	24%	28%	42%	6%
Gender	Male	36%	25%	32%	7%
	Female	44%	12%	34%	10%
Education	Non college	33%	24%	35%	7%
	College	46%	13%	32%	9%
Age	<55	47%	18%	28%	8%
	55+	30%	19%	41%	10%
CD	1	49%	12%	31%	8%
	2	29%	26%	37%	8%
	3	36%	14%	40%	10%
	4	40%	21%	29%	10%
	5	41%	19%	31%	9%

Q28. State Question 781

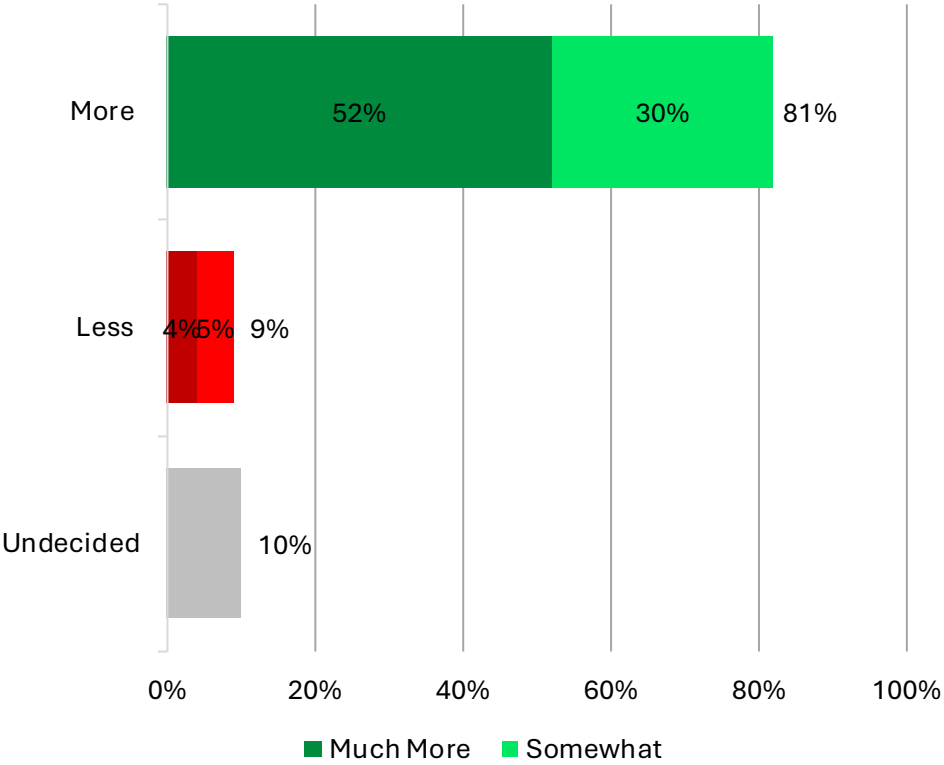
Q28. In 2016, Oklahoma voters approved another ballot measure, State Question 781, that uses the prison savings from State Question 780 to pay for local mental health and drug treatment programs through the Community Safety Investment Fund. Now that this has been law for a few years, would you say you support or oppose the law?



Demos		Q28. Support State Question 781						
		TOTAL			SUPPORT		OPPOSE	
		SUPPORT	OPPOSE	UND.	STRONGLY	SOMEWHAT	STRONGLY	SOMEWHAT
Total	Total	76%	9%	16%	44%	32%	5%	4%
Party	Democratic	86%	1%	13%	62%	24%	1%	1%
	Independent	80%	6%	14%	50%	30%	3%	3%
	Republican	68%	15%	18%	29%	38%	8%	7%
Gender	Male	73%	13%	14%	40%	33%	7%	6%
	Female	78%	5%	17%	47%	31%	2%	3%
Education	Non college	71%	11%	18%	37%	34%	6%	4%
	College	79%	7%	13%	49%	30%	3%	4%
Age	<55	76%	10%	14%	47%	29%	5%	5%
	55+	76%	6%	17%	39%	37%	2%	4%
CD	1	80%	13%	7%	50%	29%	5%	8%
	2	75%	5%	20%	37%	38%	1%	4%
	3	74%	5%	21%	39%	35%	0%	4%
	4	67%	11%	23%	38%	29%	8%	3%
	5	80%	9%	12%	49%	31%	6%	3%

Q29. Treatment and diversion

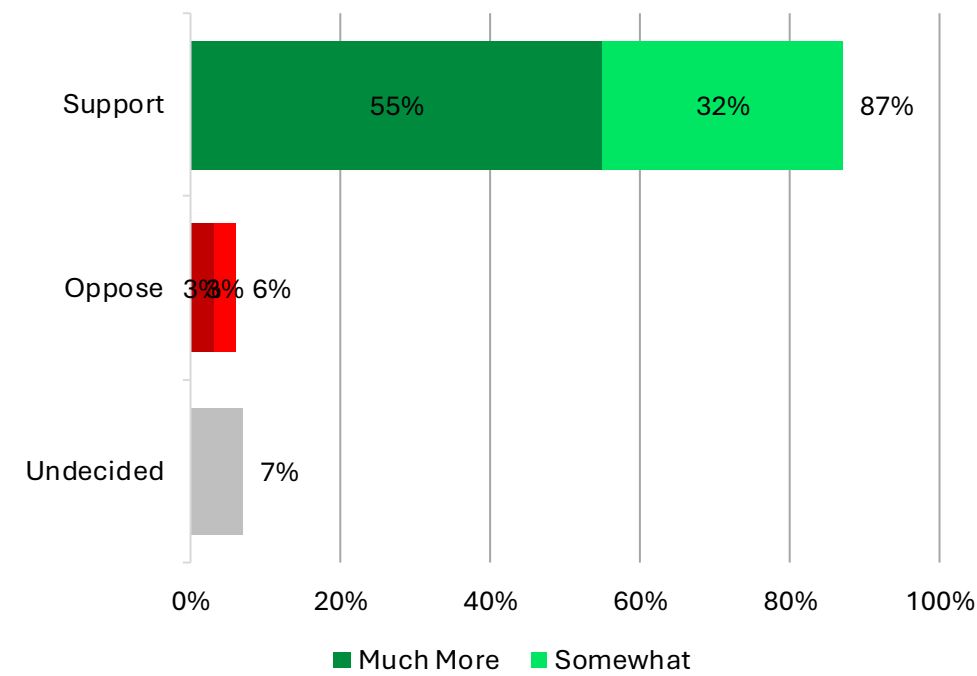
Q29. Do you believe Oklahoma should invest more or less money into treatment and diversion programs that help people struggling with addiction and mental health issues?



Demos		Q29. Investment in Addiction/Mental Health						
		TOTAL			MORE		LESS	
		MORE	LESS	UND.	MUCH MORE	SOMEWHAT	MUCH LESS	SOMEWHAT
Total	Total	81%	9%	10%	52%	30%	4%	5%
Party	Democratic	97%	1%	2%	78%	19%	0%	1%
	Independent	86%	7%	7%	60%	27%	2%	5%
	Republican	70%	14%	15%	32%	38%	7%	7%
Gender	Male	75%	13%	12%	41%	34%	7%	6%
	Female	87%	5%	8%	61%	26%	1%	4%
Education	Non college	80%	8%	13%	53%	27%	4%	4%
	College	84%	9%	8%	52%	32%	3%	5%
Age	<55	86%	8%	6%	59%	27%	4%	4%
	55+	76%	8%	17%	41%	34%	2%	6%
CD	1	85%	5%	10%	53%	32%	3%	2%
	2	76%	10%	14%	39%	36%	4%	7%
	3	74%	12%	14%	55%	19%	5%	7%
	4	79%	13%	8%	56%	24%	6%	6%
	5	87%	5%	7%	54%	34%	1%	4%

Q30. Clean Slate Policies

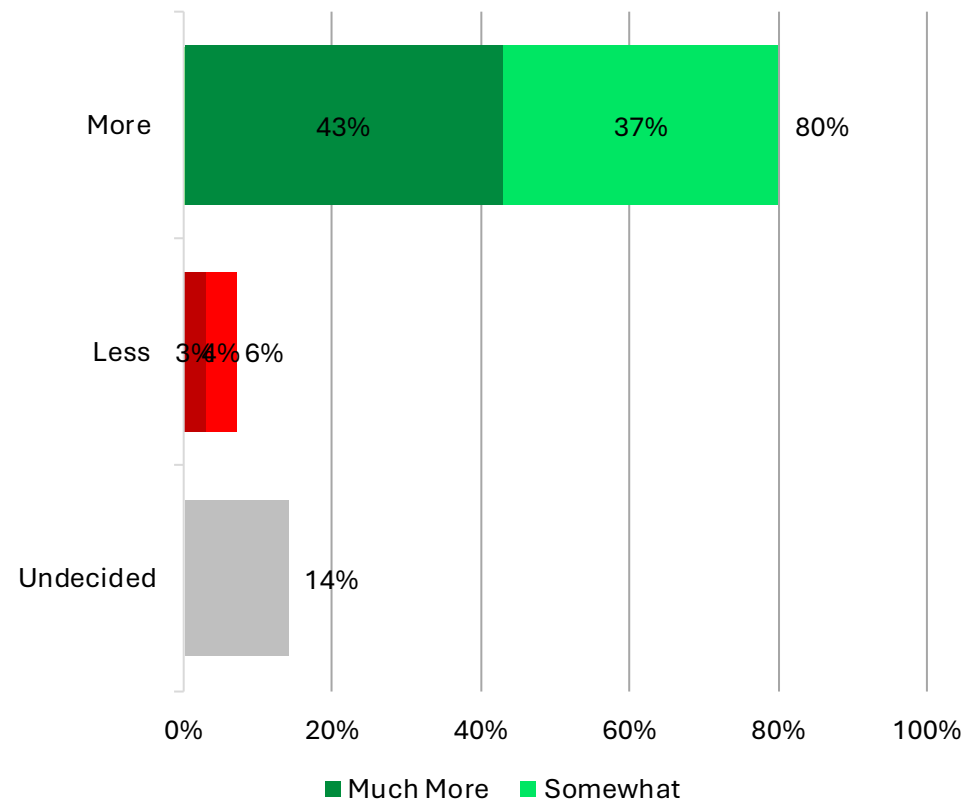
Q30. Clean Slate policies allow for individuals convicted of a nonviolent offense, and who have remained crime free for an extended period of time, to have their criminal records sealed. This gives individuals a better opportunity to gain meaningful employment and stable housing. Oklahoma passed Clean slate legislation in 2022. Now that this has been law for a few years, would you say you support or oppose the law?



Demos		Q30. Support CleanSlate Policies						
		TOTAL			SUPPORT		OPPOSE	
		SUPPORT	OPPOSE	UND.	STRONGLY	SOMEW-HAT	STRONGLY	SOMEWHAT
Total	Total	87%	6%	7%	55%	32%	3%	3%
Party	Democratic	93%	3%	4%	75%	17%	1%	1%
	Independent	91%	4%	6%	66%	25%	0%	4%
	Republican	81%	10%	9%	37%	44%	6%	5%
Gender	Male	86%	6%	8%	53%	32%	2%	4%
	Female	87%	6%	7%	57%	31%	3%	3%
Education	Non college	87%	5%	8%	54%	33%	2%	3%
	College	87%	8%	6%	56%	31%	4%	4%
Age	<55	89%	5%	6%	61%	28%	2%	3%
	55+	85%	7%	8%	47%	38%	4%	3%
CD	1	89%	3%	8%	51%	37%	2%	1%
	2	84%	9%	7%	53%	31%	5%	4%
	3	84%	10%	6%	55%	29%	4%	6%
	4	85%	7%	8%	57%	28%	3%	4%
	5	88%	4%	7%	58%	31%	2%	3%

Q31. Clean Slate Policies, expanded

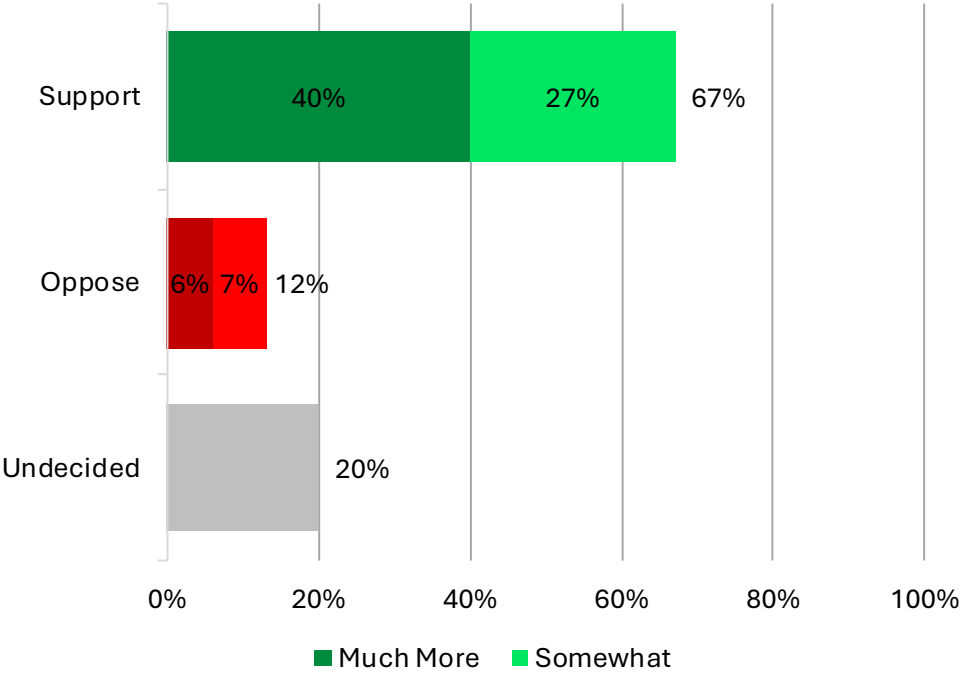
Q31. Do you believe Oklahoma should allow more or less people with old criminal records who have remained crime free in the community to be eligible for these clean slate policies?



Demos		Q31. Allow More People Clean Slate Policies						
		TOTAL			MORE		LESS	
		MORE	LESS	UND.	MUCH MORE	SOMEWHAT	MUCH LESS	SOMEWHAT
Total	Total	80%	6%	14%	43%	37%	3%	4%
Party	Democratic	90%	3%	7%	56%	34%	1%	2%
	Independent	80%	5%	15%	51%	29%	0%	5%
	Republican	75%	10%	16%	30%	45%	5%	5%
Gender	Male	79%	7%	14%	46%	33%	3%	4%
	Female	80%	6%	13%	40%	40%	2%	4%
Education	Non college	81%	5%	14%	49%	31%	1%	4%
	College	80%	7%	12%	38%	42%	3%	4%
Age	<55	80%	6%	14%	49%	31%	2%	4%
	55+	82%	6%	12%	35%	48%	3%	3%
CD	1	82%	5%	13%	42%	40%	2%	3%
	2	80%	9%	10%	41%	39%	3%	6%
	3	82%	6%	12%	39%	43%	2%	4%
	4	75%	10%	16%	45%	30%	4%	5%
	5	80%	4%	16%	45%	35%	2%	3%

Q32. Survivors' Act

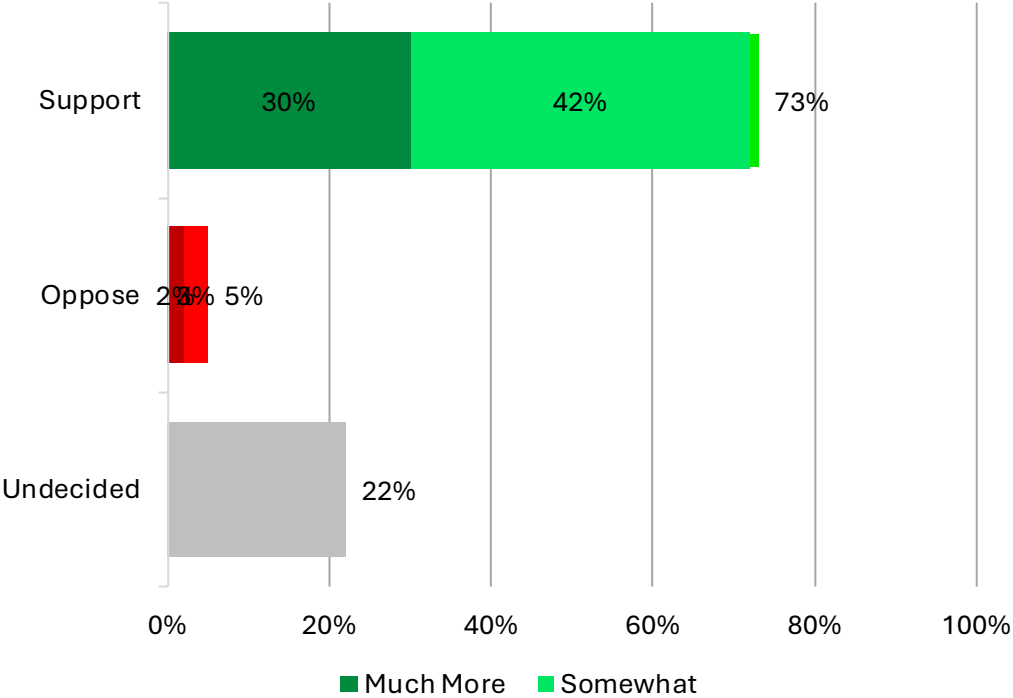
Q32. In 2024, Oklahoma legislators passed the Oklahoma Survivors' Act, which allows judges to consider whether domestic violence and human trafficking played a role in the commission of a crime when imposing prison sentences and allows people currently in prison to petition the court for resentencing if they would have been eligible for a shorter sentence under the new law. Based on what you know, would you say you support or oppose the Oklahoma Survivors' Act?



Demos		Q32. Support Oklahoma Survivors' Act						
		TOTAL			SUPPORT		OPPOSE	
		SUPPORT	OPPOSE	UND.	STRONGLY	SOMEWHAT	STRONGLY	SOMEWHAT
Total	Total	67%	12%	20%	40%	27%	6%	7%
Party	Democratic	75%	5%	20%	59%	16%	2%	3%
	Independent	71%	8%	21%	42%	29%	3%	5%
	Republican	61%	19%	20%	29%	32%	9%	10%
Gender	Male	68%	14%	18%	39%	29%	7%	7%
	Female	67%	11%	22%	41%	26%	5%	6%
Education	Non college	66%	17%	17%	36%	29%	8%	9%
	College	69%	9%	22%	44%	25%	3%	5%
Age	<55	73%	8%	19%	48%	26%	2%	6%
	55+	60%	19%	22%	29%	31%	10%	9%
CD	1	74%	12%	14%	48%	25%	3%	9%
	2	63%	12%	25%	33%	31%	7%	4%
	3	58%	19%	24%	37%	21%	11%	7%
	4	63%	13%	24%	36%	27%	5%	8%
	5	73%	9%	18%	43%	31%	4%	5%

Q33. Legislation efficacy

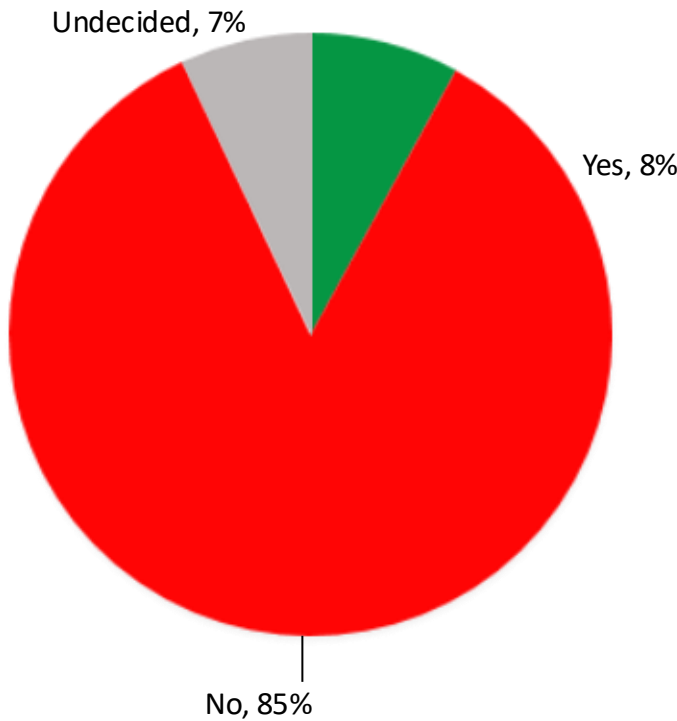
Q33. As you may know, the Oklahoma legislature is considering legislation to ensure that public safety programs are evaluated to determine their effectiveness and whether they reduce the reoffending rates of people who participate in them. Based on what you know, would you say you support or oppose this legislation?



Demos		Q33. Support Public Safety Program Evaluation						
		TOTAL			SUPPORT		OPPOSE	
		SUPPORT	OPPOSE	UND.	STRONGLY	SOMEWHAT	STRONGLY	SOMEWHAT
Total	Total	73%	5%	22%	30%	42%	2%	3%
Party	Democratic	74%	7%	20%	24%	50%	4%	3%
	Independent	72%	2%	25%	30%	43%	1%	1%
	Republican	74%	5%	22%	34%	42%	2%	5%
Gender	Male	70%	7%	23%	28%	42%	3%	4%
	Female	75%	4%	21%	32%	42%	1%	3%
Education	Non college	74%	5%	21%	31%	43%	2%	3%
	College	72%	6%	22%	30%	42%	2%	4%
Age	<55	73%	4%	23%	29%	44%	2%	2%
	55+	73%	7%	20%	32%	41%	2%	5%
CD	1	69%	6%	25%	33%	36%	4%	1%
	2	76%	3%	21%	32%	44%	0%	3%
	3	79%	4%	17%	31%	49%	0%	3%
	4	69%	10%	22%	21%	48%	5%	5%
	5	73%	5%	23%	34%	39%	1%	4%

Q34. Civil asset forfeiture

Q34. Civil asset forfeiture allows law enforcement to seize property suspected of being connected to a crime, even without charging the owner with a crime. Should the state or federal government be allowed to take and keep a person's property without a criminal conviction?



Demos		Q34. Civil Asset Forfeiture Allowed		
		YES	NO	UND.
Total	Total	8%	85%	7%
Party	Democratic	4%	91%	6%
	Independent	7%	89%	4%
	Republican	12%	80%	9%
Gender	Male	7%	89%	4%
	Female	9%	81%	10%
Education	Non college	8%	83%	9%
	College	8%	86%	6%
Age	<55	7%	87%	6%
	55+	10%	82%	8%
CD	1	5%	86%	9%
	2	10%	84%	6%
	3	11%	85%	4%
	4	6%	83%	11%
	5	9%	85%	5%



PROPOSED CRIMINAL JUSTICE REFORMS



Q35-39 A. Proposed reforms

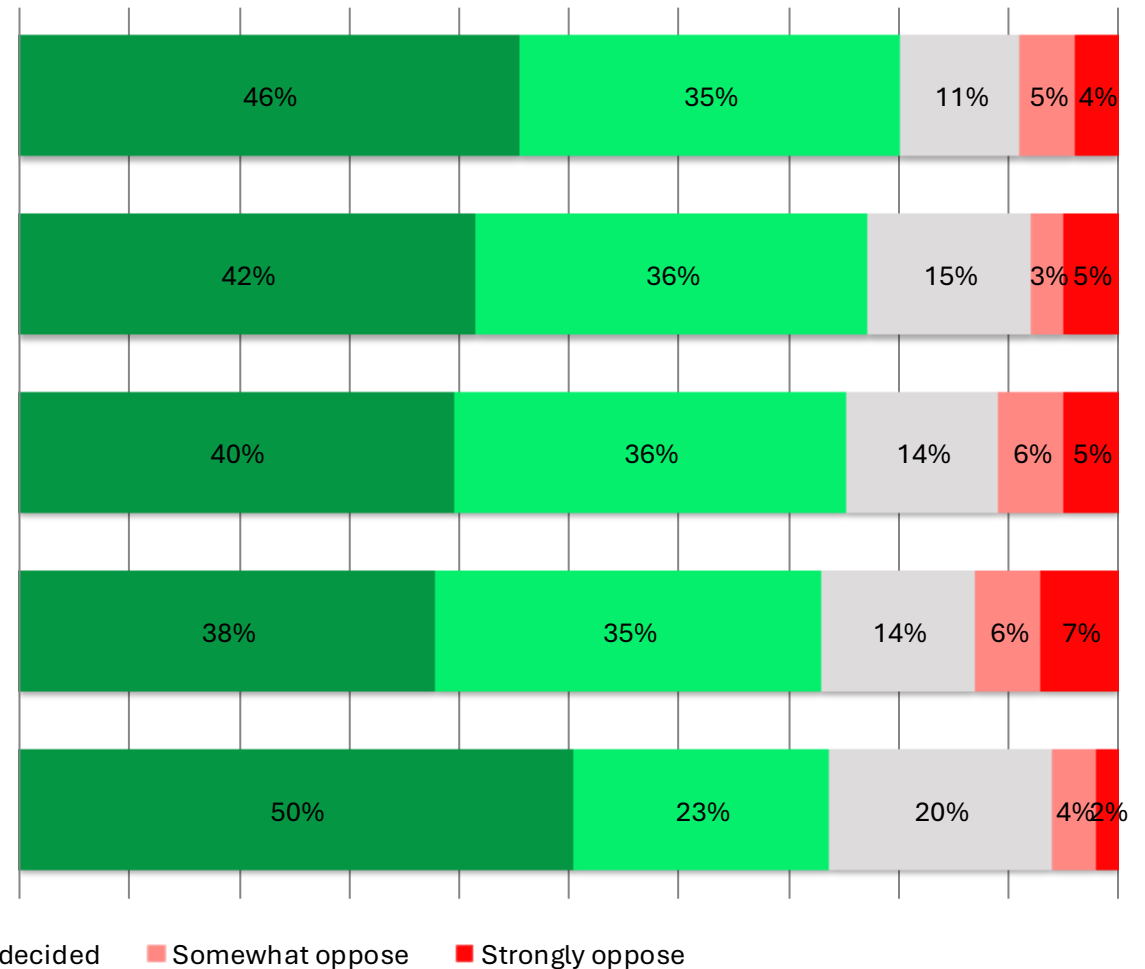
35A Increasing the amount of time people on probation can earn off their sentence for following the rules of supervision and achieving educational milestones such as earning a high school diploma.

36A Requiring courts to use a risk assessment to determine whether an individual should stay in jail or be released on bond before trial.

37A Giving prosecutors discretion to review cases and bring them before a judge to reduce sentences that are no longer in the interest of public safety.

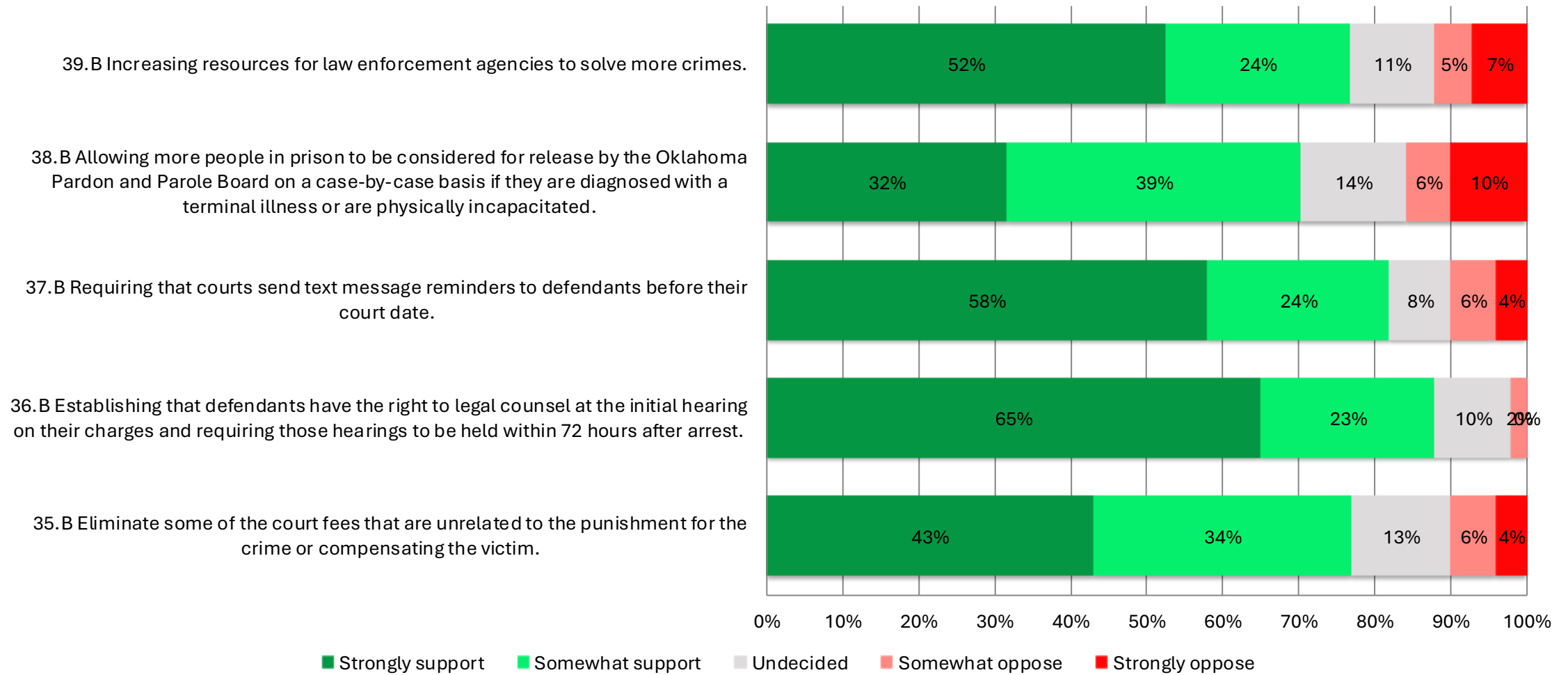
38A Allowing more people in prison to be considered for release by the Oklahoma Pardon and Parole Board on a case-by-case basis if there is no opposition from a victim.

39A Requiring jails and other local criminal justice agencies to collect and report data on numerous metrics related to the function of the state's public safety system.



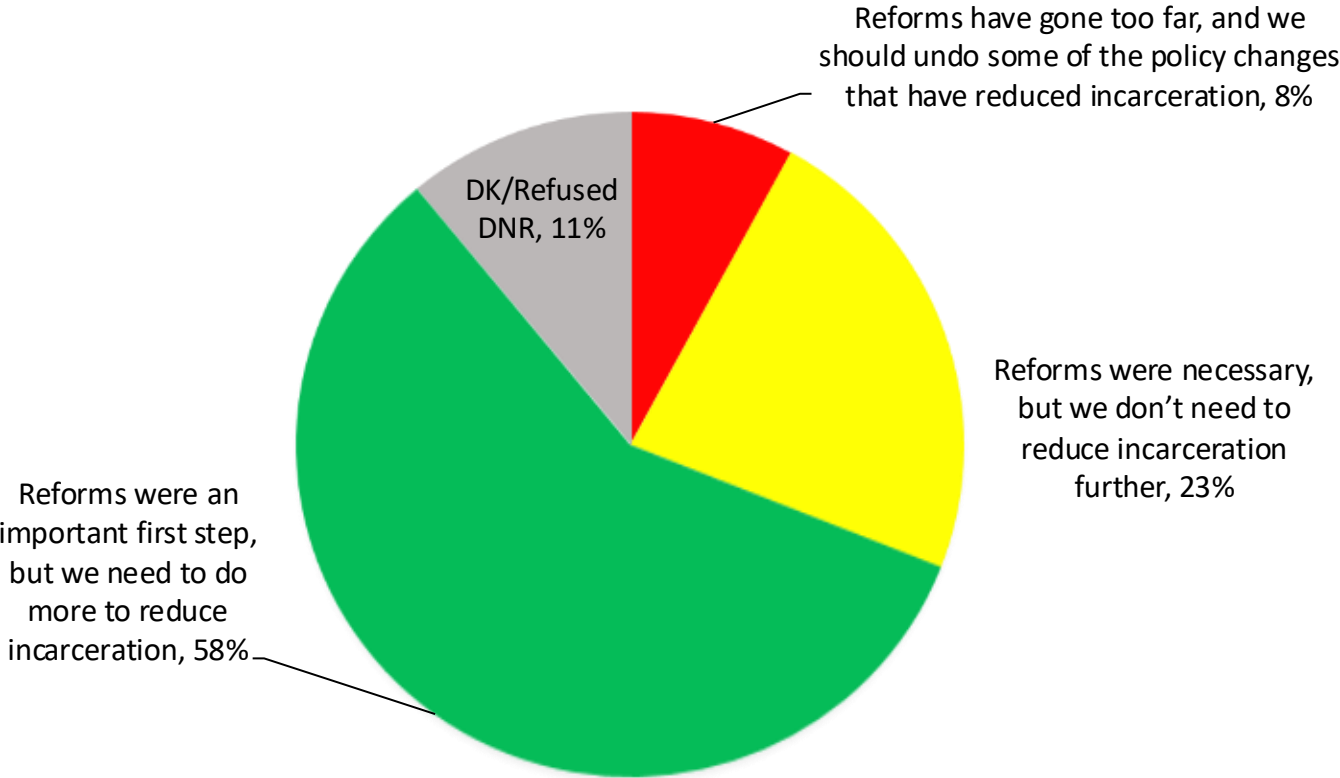


Q35-39 B. Proposed reforms



Q40. View on reforms

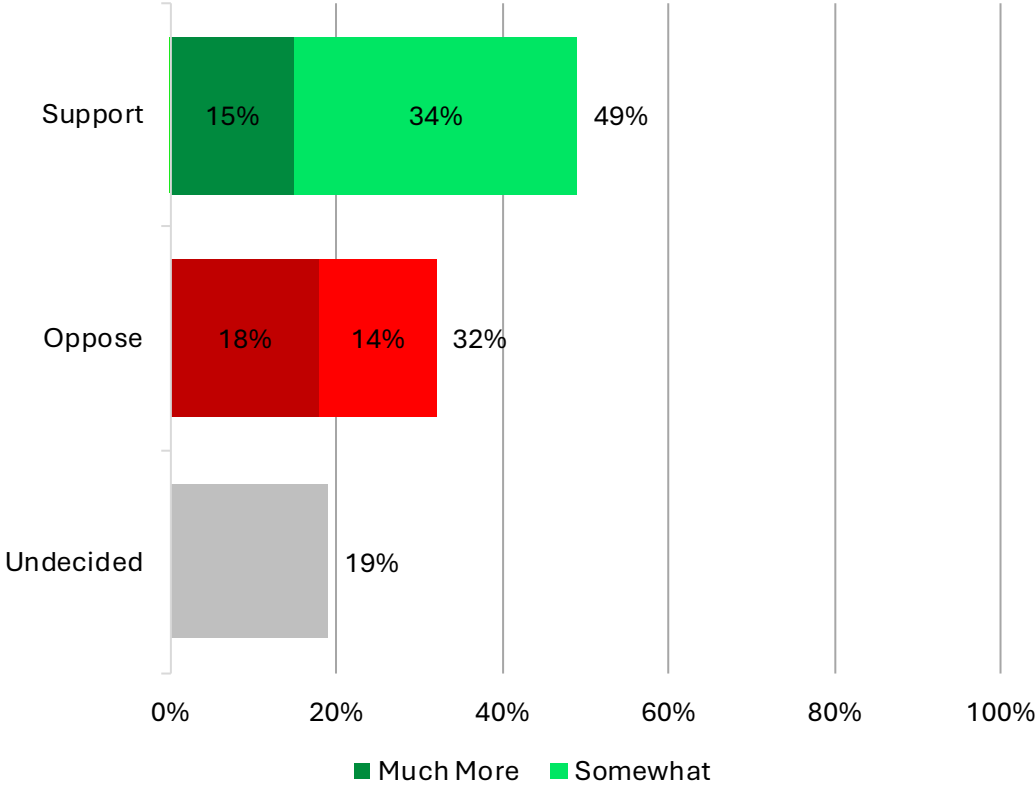
Q40. Now that you’ve heard more about some of the reforms that lawmakers and voters have made to the criminal justice system, which of the following comes closer to your view, even if none are exactly right?



Demos		Q40. View on Criminal Justice Reforms			
		Gone too far	Were necessary	Important first step	UND.
Total	Total	8%	23%	58%	11%
Party	Democratic	3%	5%	87%	13%
	Independent	3%	5%	87%	5%
	Republican	5%	16%	68%	11%
Gender	Male	13%	26%	52%	9%
	Female	4%	19%	64%	13%
Education	Non college	8%	25%	55%	12%
	College	8%	21%	61%	9%
Age	<55	7%	18%	68%	8%
	55+	9%	30%	44%	16%
CD	1	8%	22%	59%	11%
	2	4%	35%	45%	16%
	3	10%	32%	52%	6%
	4	12%	15%	59%	14%
	5	8%	16%	68%	8%

Q41A. Pardons

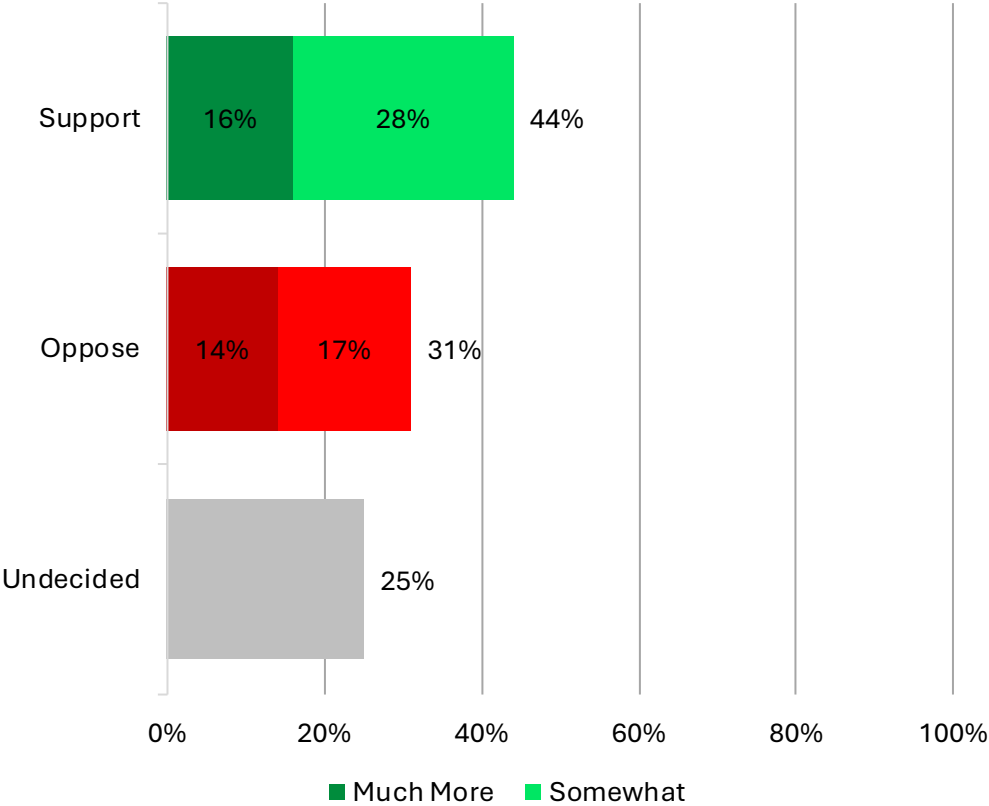
Q41A. President Donald Trump has issued more than 1,500 pardons since taking office for his second term. Would you support or oppose Governor Kevin Stitt using his clemency power to reduce more prison sentences?



Demos		Q41A. Pardons						
		TOTAL			SUPPORT		OPPOSE	
		SUPPORT	OPPOSE	UND.	STRONGLY	SOMEWHAT	STRONGLY	SOMEWHAT
Total	Total	49%	32%	19%	15%	34%	18%	14%
Party	Democratic	42%	38%	20%	11%	31%	27%	11%
	Independent	35%	41%	25%	17%	18%	30%	11%
	Republican	62%	23%	15%	18%	45%	7%	16%
Gender	Male	49%	30%	21%	17%	32%	18%	12%
	Female	49%	34%	17%	14%	35%	18%	16%
Education	Non college	49%	30%	21%	18%	31%	18%	12%
	College	51%	34%	15%	14%	37%	19%	15%
Age	<55	49%	34%	17%	15%	35%	20%	13%
	55+	52%	28%	21%	17%	34%	13%	15%
CD	1	45%	33%	23%	13%	31%	26%	6%
	2	67%	12%	20%	21%	46%	8%	4%
	3	31%	45%	23%	11%	20%	18%	27%
	4	46%	33%	22%	11%	34%	21%	11%
	5	54%	36%	11%	19%	35%	15%	20%

Q41B. Pardons

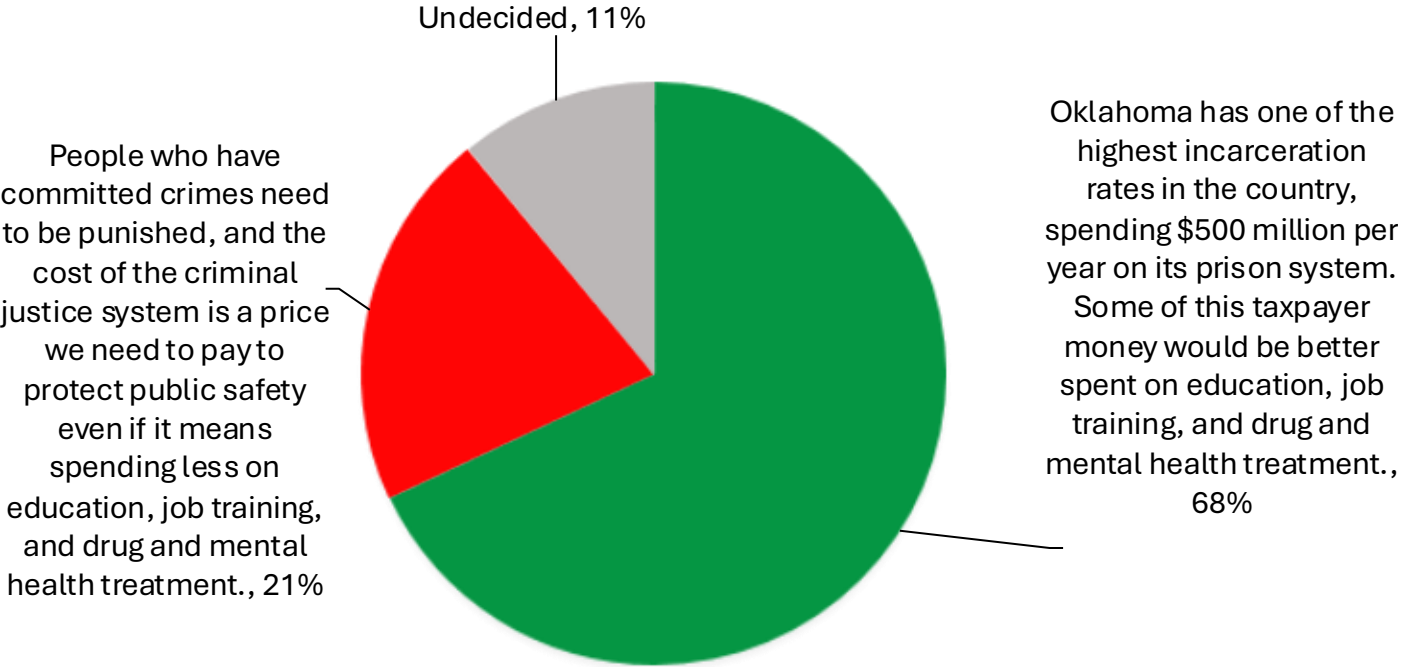
Q41B. Would you support or oppose Governor Kevin Stitt using his clemency power to reduce more prison sentences?



Demos		Q41B. Pardons						
		TOTAL			SUPPORT		OPPOSE	
		SUPPORT	OPPOSE	UND.	STRONGLY	SOMEWHAT	STRONGLY	SOMEWHAT
Total	Total	44%	31%	25%	16%	28%	14%	17%
Party	Democratic	55%	20%	25%	30%	25%	12%	9%
	Independent	41%	36%	23%	14%	27%	13%	23%
	Republican	40%	37%	23%	7%	33%	16%	21%
Gender	Male	47%	32%	21%	18%	29%	14%	18%
	Female	42%	30%	28%	14%	28%	15%	15%
Education	Non college	41%	33%	26%	11%	30%	15%	18%
	College	47%	30%	23%	20%	27%	15%	15%
Age	<55	49%	26%	25%	21%	28%	11%	16%
	55+	39%	36%	25%	8%	31%	20%	16%
CD	1	44%	34%	22%	12%	32%	16%	18%
	2	38%	42%	20%	3%	35%	24%	17%
	3	30%	45%	26%	14%	16%	18%	27%
	4	45%	29%	26%	31%	13%	9%	20%
	5	58%	14%	28%	17%	41%	9%	5%

Q42. Incarceration trade-offs

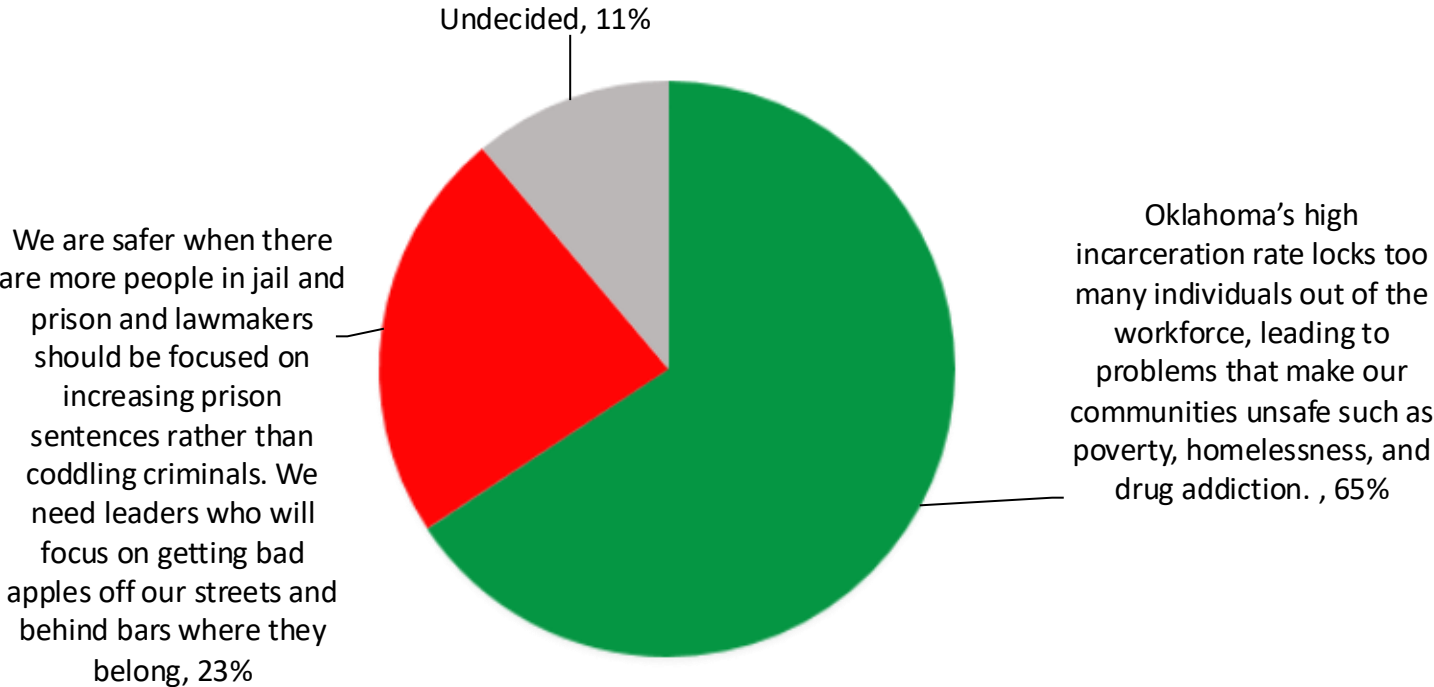
Q42. Which of the following statements on criminal justice reform that a candidate for governor or attorney general might make do you agree with more, even if neither is exactly right?



Demos		Q42. Agree With Criminal Justice Reform		
		OK has highest incarceration rates	People need to be punished	Don't know
Total	Total	68%	21%	11%
Party	Democratic	87%	9%	5%
	Independent	84%	6%	10%
	Republican	54%	32%	14%
Gender	Male	61%	26%	13%
	Female	75%	16%	9%
Education	Non college	66%	23%	11%
	College	71%	19%	9%
Age	<55	78%	17%	5%
	55+	56%	26%	18%
CD	1	77%	16%	7%
	2	58%	27%	15%
	3	68%	18%	14%
	4	64%	25%	11%
	5	71%	20%	9%

Q43. Reforms and incarceration

Q43. Which of the following statements on criminal justice reform that a candidate for governor or attorney general might make do you agree with more, even if neither is exactly right?



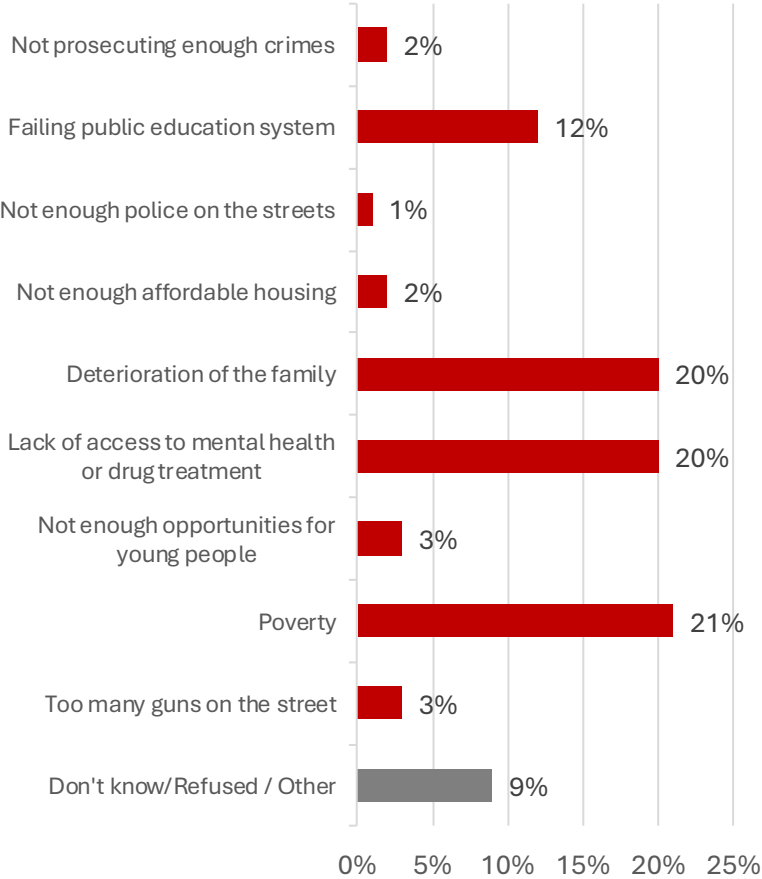
Demos		Q43. Agree With Criminal Justice Reform		
		Locks out of workforce	Safer with more in jail	Don't know
Total	Total	65%	23%	11%
Party	Democratic	90%	5%	5%
	Independent	74%	13%	13%
	Republican	51%	36%	14%
Gender	Male	60%	29%	12%
	Female	71%	18%	11%
Education	Non college	66%	23%	12%
	College	66%	23%	10%
Age	<55	74%	18%	8%
	55+	53%	30%	17%
CD	1	71%	22%	8%
	2	56%	26%	17%
	3	68%	20%	13%
	4	66%	22%	12%
	5	65%	25%	10%



PERCEPTION OF CRIME AND SAFETY

Q44. Responsible for crime

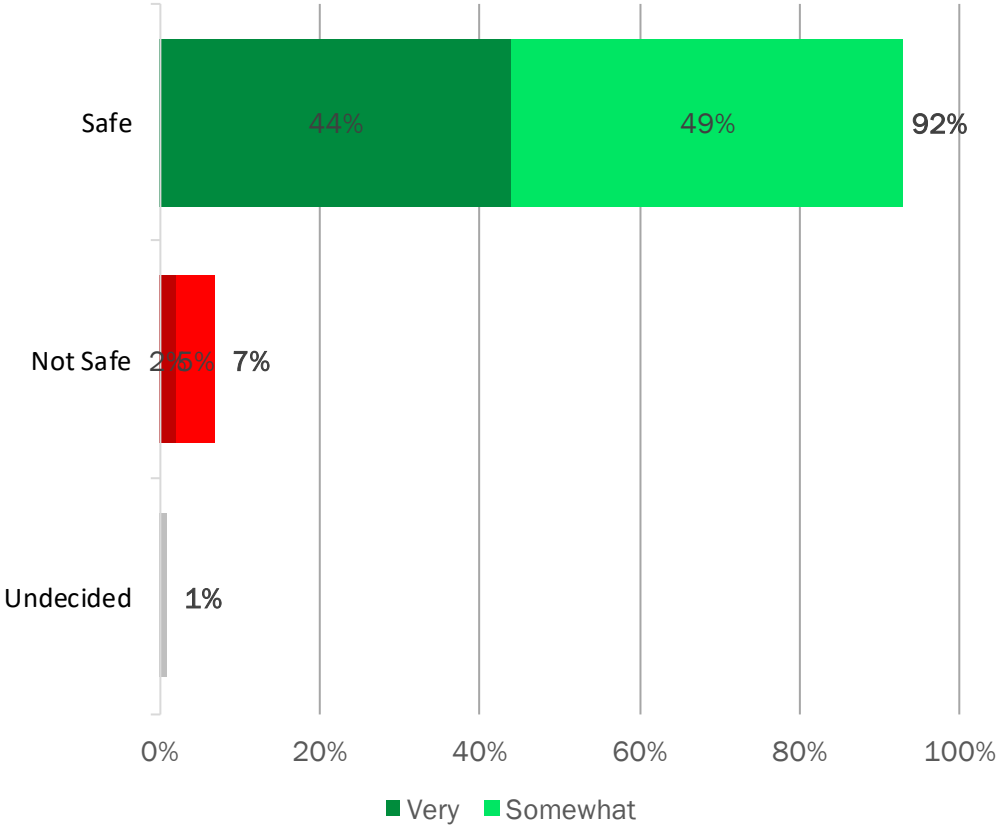
Q44. Which of the following do you believe is most responsible for crime in Oklahoma?



Demos		Q44. Most Responsible for Crime in Oklahoma													
		Guns	Poverty	Opportunities	Mental health	Family	Housing	Police	Education	Prosecution	Jobs	Bail	Prison	Others	Don't Know
Total	Total	3%	21%	3%	20%	20%	2%	1%	12%	2%	4%	1%	1%	7%	2%
Party	Democratic	9%	29%	3%	22%	1%	5%	0%	20%	0%	4%	0%	0%	5%	2%
	Independent	4%	28%	2%	19%	13%	1%	0%	13%	1%	4%	1%	0%	12%	2%
	Republican	0%	12%	3%	20%	35%	0%	3%	7%	5%	4%	1%	2%	6%	2%
Gender	Male	2%	21%	2%	16%	23%	0%	2%	12%	4%	6%	1%	2%	7%	3%
	Female	5%	21%	3%	22%	18%	4%	1%	12%	1%	2%	0%	1%	7%	2%
Education	Non college	4%	21%	4%	18%	20%	2%	2%	12%	3%	3%	1%	1%	6%	3%
	College	3%	21%	2%	20%	21%	2%	1%	12%	2%	4%	0%	2%	7%	2%
Age	<55	3%	28%	2%	19%	13%	3%	1%	16%	2%	4%	0%	1%	9%	2%
	55+	5%	11%	4%	20%	31%	1%	3%	6%	4%	4%	1%	1%	5%	4%
CD	1	4%	27%	3%	13%	17%	3%	3%	10%	3%	6%	1%	0%	10%	1%
	2	1%	10%	3%	22%	32%	5%	1%	8%	4%	3%	0%	0%	8%	2%
	3	1%	24%	1%	22%	13%	4%	1%	18%	3%	4%	0%	0%	4%	3%
	4	6%	19%	3%	21%	19%	0%	2%	12%	1%	4%	0%	1%	8%	4%
	5	4%	22%	3%	21%	21%	0%	0%	13%	2%	3%	1%	3%	5%	2%

Q45. Perception of safety

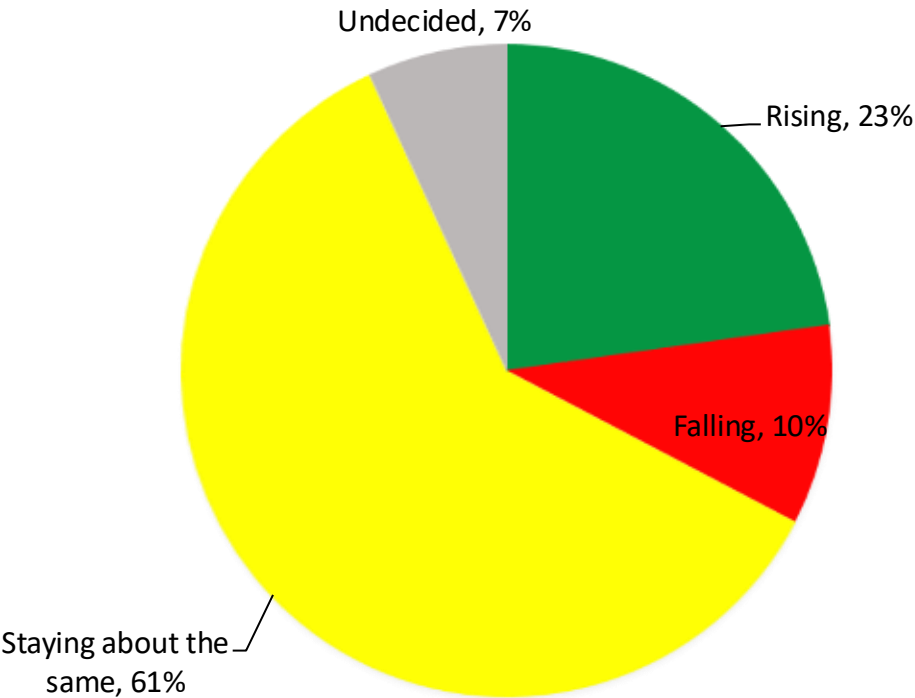
Q45. How safe do you feel when you are out in your community?



Demos		Q45. How Safe Feel in Community						
		TOTAL			SAFE		NOT SAFE	
		SAFE	NOT SAFE	UND.	VERY SAFE	SOMEWHAT	NOT VERY	NOT SAFE AT ALL
Total	Total	92%	7%	1%	44%	49%	5%	2%
Party	Democratic	91%	8%	1%	40%	51%	6%	1%
	Independent	94%	6%	1%	49%	44%	5%	1%
	Republican	94%	5%	1%	44%	51%	3%	2%
Gender	Male	94%	4%	2%	44%	49%	3%	1%
	Female	91%	9%	0%	43%	48%	7%	2%
Education	Non college	93%	7%	0%	40%	53%	4%	2%
	College	93%	6%	1%	47%	46%	5%	1%
Age	<55	91%	7%	2%	45%	46%	5%	2%
	55+	94%	6%	0%	41%	53%	4%	1%
CD	1	96%	3%	1%	43%	53%	3%	0%
	2	98%	2%	0%	52%	46%	0%	1%
	3	87%	13%	0%	44%	43%	11%	2%
	4	87%	9%	4%	33%	54%	7%	2%
	5	92%	7%	1%	47%	46%	4%	3%

Q46. Perception of change in crime

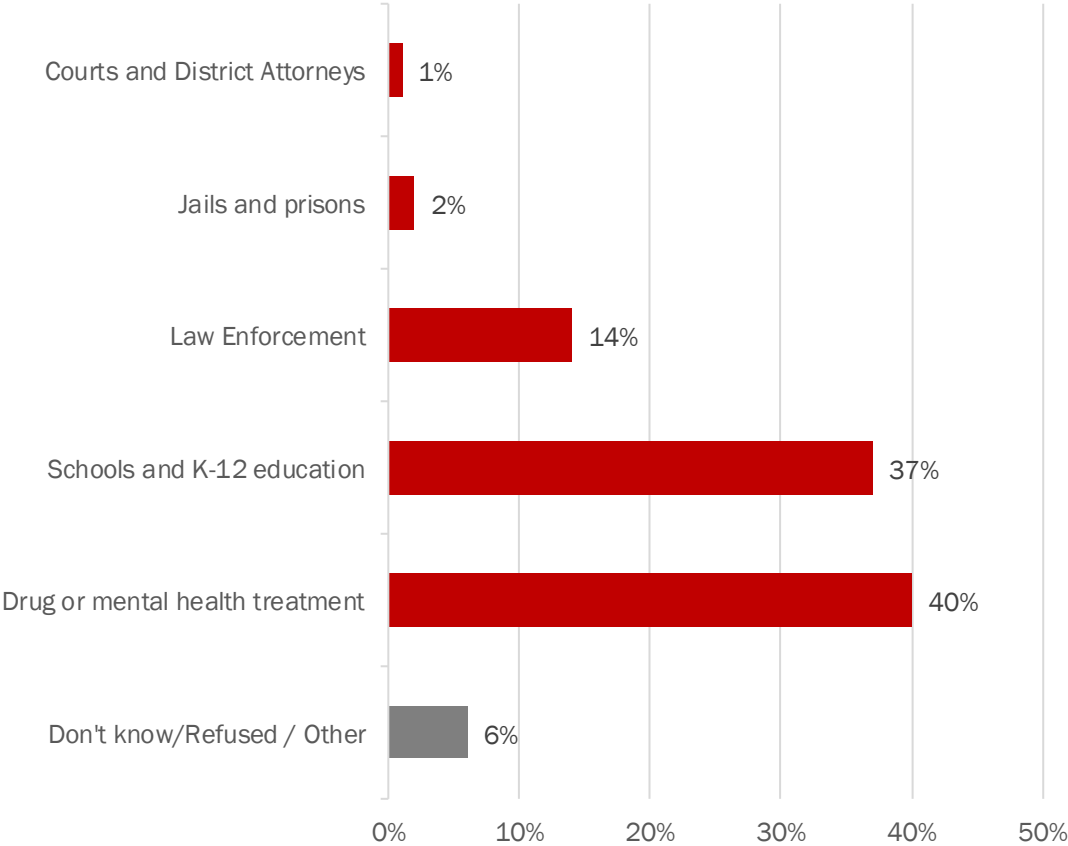
Q46. Do you think that crime in your community is rising, falling, or staying about the same?



Demos		Q46. Crime in Community Rising/Falling			
		Rising	Falling	Same	Und.
Total	Total	23%	10%	61%	7%
Party	Democratic	18%	15%	59%	8%
	Independent	22%	11%	65%	2%
	Republican	27%	5%	61%	7%
Gender	Male	14%	14%	66%	6%
	Female	31%	6%	56%	7%
Education	Non college	21%	6%	66%	7%
	College	25%	13%	57%	5%
Age	<55	23%	11%	61%	5%
	55+	23%	9%	60%	9%
CD	1	18%	14%	60%	9%
	2	21%	6%	68%	5%
	3	25%	4%	69%	2%
	4	27%	7%	57%	9%
	5	25%	13%	56%	6%

Q47. Additional funding

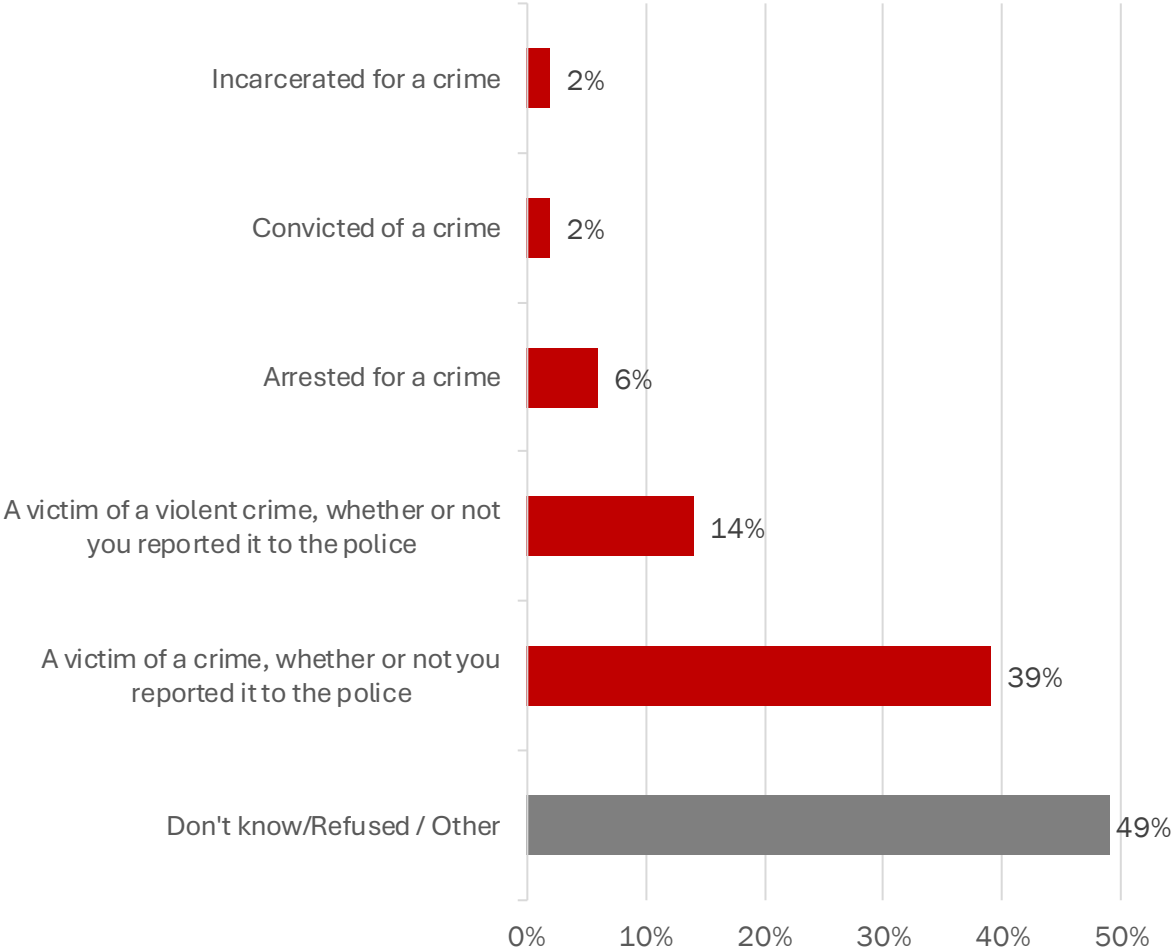
Q47. And, if there was additional funding available to help reduce crime in Oklahoma, where would you prefer that money go?



Demos		Q47. Where Additional Funding Should Go					
		Treatment	Education	LE	Prisons	Courts	Und.
Total	Total	40%	37%	14%	2%	1%	6%
Party	Democratic	45%	48%	3%	1%	2%	2%
	Independent	34%	52%	6%	1%	1%	4%
	Republican	40%	24%	25%	3%	2%	8%
Gender	Male	32%	39%	18%	3%	2%	6%
	Female	47%	36%	10%	0%	1%	6%
Education	Non college	39%	36%	17%	1%	2%	5%
	College	41%	39%	11%	3%	1%	5%
Age	<55	40%	46%	8%	1%	1%	3%
	55+	40%	24%	22%	2%	1%	10%
CD	1	32%	45%	14%	0%	3%	6%
	2	35%	35%	21%	2%	0%	8%
	3	47%	31%	11%	2%	1%	8%
	4	43%	31%	12%	4%	1%	8%
	5	43%	41%	12%	2%	1%	2%

Q48. Individual experience

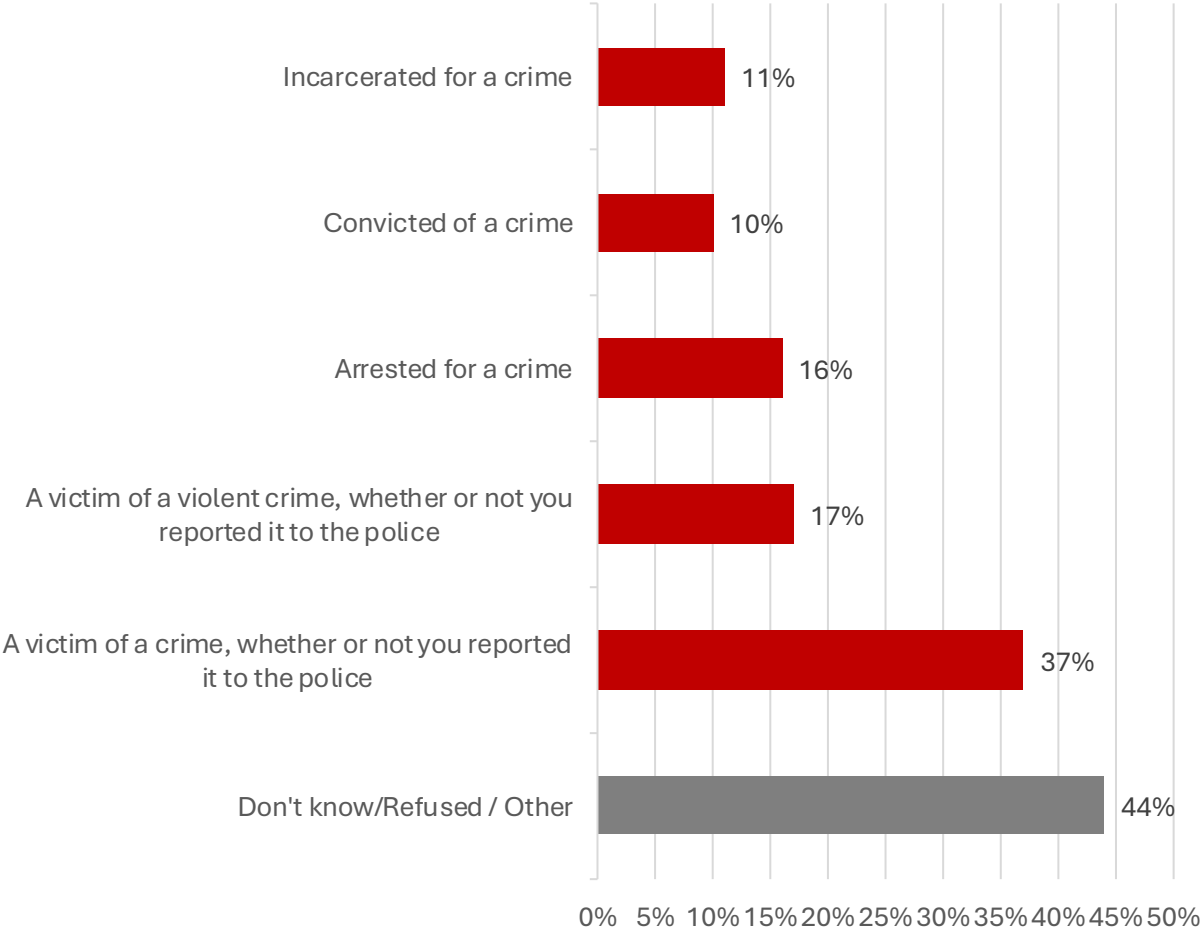
Q48. In the past, have you been



Demos		Q48 Individual					
		Victim	Victim - Violent	Arrested	Convicted	Incarcerated	Und.
Total	Total	39%	14%	6%	2%	2%	49%
Party	Democratic	38%	19%	8%	2%	1%	44%
	Independent	38%	20%	7%	4%	4%	49%
	Republican	41%	7%	4%	1%	1%	51%
Gender	Male	37%	8%	7%	2%	1%	55%
	Female	41%	19%	5%	3%	3%	44%
Education	Non college	41%	19%	8%	4%	4%	47%
	College	38%	10%	4%	1%	1%	50%
Age	<55	40%	19%	9%	3%	3%	45%
	55+	38%	7%	2%	1%	1%	55%
CD	1	38%	11%	3%	2%	1%	50%
	2	39%	11%	4%	1%	3%	56%
	3	39%	22%	9%	6%	4%	43%
	4	38%	16%	10%	2%	2%	46%
	5	41%	12%	5%	3%	3%	50%

Q49. Family experience

Q49. In the past, someone in your immediate family been



Demos		Q49 Immediate family					
		Victim	Victim - Violent	Arrested	Convicted	Incarcerated	Und.
Total	Total	37%	17%	16%	10%	11%	44%
Party	Democratic	29%	18%	14%	6%	8%	53%
	Independent	48%	29%	21%	13%	12%	30%
	Republican	37%	9%	15%	9%	12%	45%
Gender	Male	36%	11%	13%	8%	8%	46%
	Female	38%	23%	19%	11%	14%	41%
Education	Non college	36%	22%	20%	12%	13%	40%
	College	39%	13%	13%	8%	9%	45%
Age	<55	44%	22%	19%	12%	12%	38%
	55+	27%	9%	12%	6%	10%	52%
CD	1	35%	15%	11%	6%	3%	46%
	2	39%	13%	20%	6%	12%	44%
	3	44%	20%	21%	18%	18%	36%
	4	32%	17%	19%	9%	10%	45%
	5	38%	20%	13%	11%	14%	44%



10 Numbers to Remember

1. **73%** support criminal justice reform
2. **61% / 8%** more likely vs. less likely to vote for a reform-supporting candidate
3. **73%** support State Question 780
4. **76%** support State Question 781
5. **81%** support investing more in treatment and diversion
6. **66%** say reducing jail and prison populations is important
7. **87%** support Clean Slate policies
8. **80%** support expanding Clean Slate eligibility
9. **73%** want the felony theft threshold kept at \$1,000 or raised
10. **92%** feel safe in their community



Thank you.

Chris Wilson, Stratus Intelligence CEO | csw@stratusintel.us

Clare Considine, Stratus Intelligence Director of Polling | cconsidine@stratusintel.us